

Journal Citation Reports

The world's leading journals and publisher-neutral data

Shou Ray information Service 碩睿資訊
2025.11

大綱

為何需要
JCR ?

指標總覽
評估合適期刊

投稿建議
期刊比對工具

投稿注意
實際案例應用

碩睿資訊
學習資源

了解需求 JCR 特色簡介



期刊影響指數的使用

期刊影響指數 (Journal Impact Factor, JIF)

原為幫助圖書館在有限資金的狀況下購買最符合單位需求的學術期刊，有利於**館藏管理**。

研究人員

- 確認期刊的學術地位
- 識別合適的投稿期刊
- 發現研究領域相關期刊

圖書館員

- 訂定館藏政策
- 管理圖書館期刊館藏
- 協助期刊合訂本決策

學術出版單位

- 追蹤期刊的市場影響力
- 明確期刊在領域定位
- 提升期刊競爭力

資料分析人員

- 追蹤各學科期刊的發展趨勢
- 深入研究各期刊之間的引文關係

為何使用 JCR?



高標選擇

快速查找 SCIE、SSCI、AHCI 與 ESCI 中高影響力與高品質期刊清單。每本期刊都符合 Web of Science 核心合輯中**嚴格的期刊遴選流程審查標準**



品質管控

使用來自準確和完整數據的可靠指標。JCR 中**將不會顯示過度自引和引用堆疊的期刊**，以支持學術出版中的研究誠信。



資料透明

輕鬆發現**文章和期刊引用之間的關係**，更了解期刊在學術交流網絡中的作用。取得文章相關資訊可幫助您以最佳方式進行研究評估。



多維指標

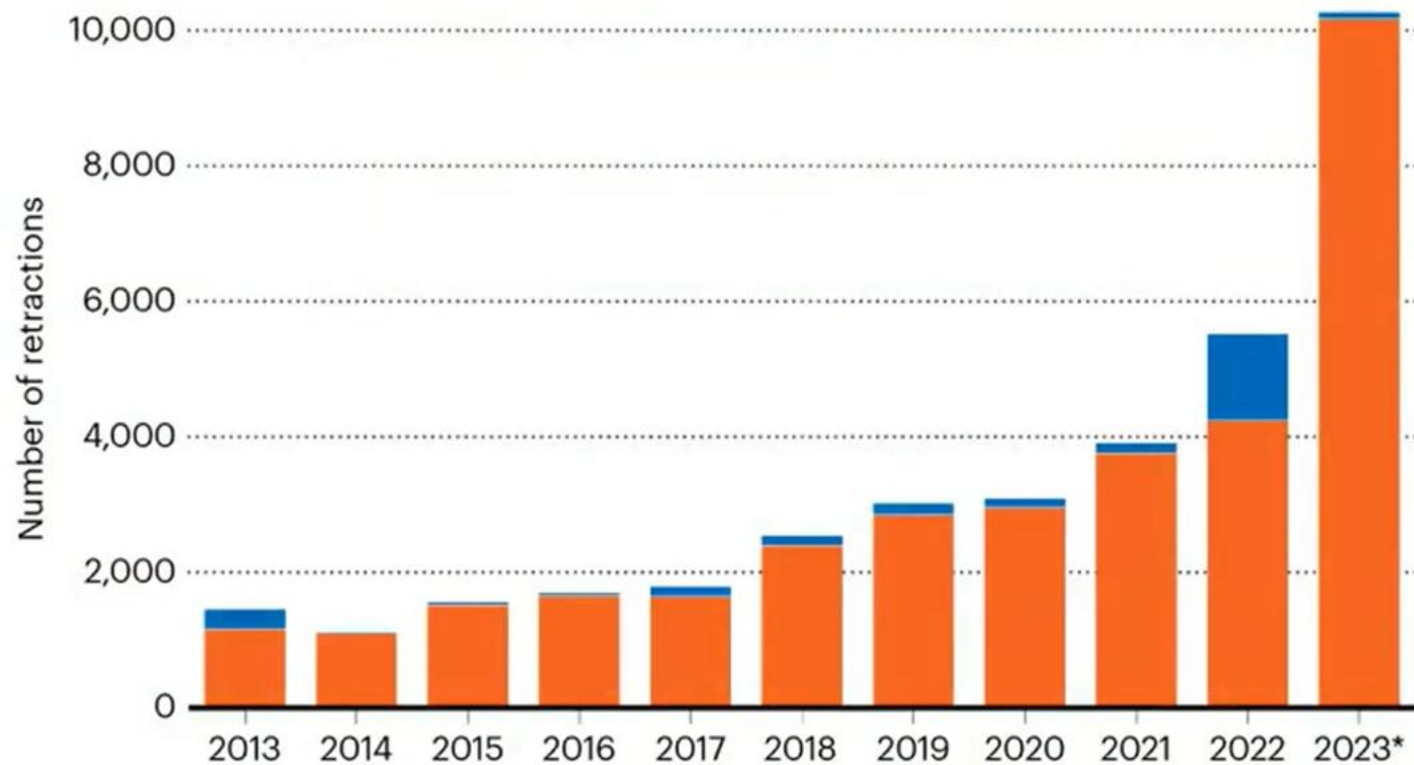
從期刊的長期與短期影響力的多維視角評估期刊。查看引文指標以及描述性的**開放存取統計數據和貢獻者資訊**，提供每本期刊的整體情況。

全球撤稿數量上升

A BUMPER YEAR FOR RETRACTIONS

Retraction notices in 2023 have passed 10,000, largely because of more than 8,000 retractions by Hindawi.

Journal articles Conference papers



*As of 8 December 2023

撤稿數量上升可能會造成....

削弱研究誠信，並降低大眾對研究的信任。

對公共政策、臨床指引或後續研究產生負面影響。

造成大量研究資源的浪費。

©nature

解決撤稿影響，加強科研誠信



Academia & Government

產品與服務 ▾ 關於科睿唯安 ▾ 新知 ▾ 聯絡我們

MAY 20, 2025

2025年度 Journal Citation Reports：解 決撤稿影響，加強科 研誠信



Journal Citation Reports：信心保證

被撤稿內容及引文

自2025年（2024年數據）起，被撤稿論文的引用和被引數據將不再計入 Journal Impact Factor (JIF)。

撤稿及相關行為標記



更正/修正

- Correction

對已發表文章中發現的錯誤進行修正,這些錯誤是在文章發表後才被發現的。修正內容包括補充說明與勘誤。



關切聲明

- Expression of Concern
- Publication with
- Expression of Concern

由編輯撰寫通知，用於說明某篇已發表文章在研究誠信方面可能存在問題。最終可能會導致撤稿聲明或更正聲明的發佈。



撤稿

- Retraction
- Retracted Publication

由作者、機構、編輯或出版社主動撤回的文章。



撤稿聲明

- Item Withdrawal
- Withdrawn Publication

由編輯或作者發表的聲明，用以公告撤回某篇稿件，並說明撤回的原因。

2023 Journal Impact Factor 計算方式

過往計算方式

2023 JIF =

2021 與 2022 年被收錄於 JCR 資料庫的文獻在 2023 年被引用次數總和

2021 與 2022 年該期刊發表的 Article 與 Review (可引用項目)文獻總數

2024 Journal Impact Factor 計算方式

2024 JIF =

2022 與 2023 年被
收錄於 JCR 資料庫
的文獻在 2024 年被
引用次數總和

—

2024 年獲得的
總引用次數中
來自撤稿論文
的引用次數

+

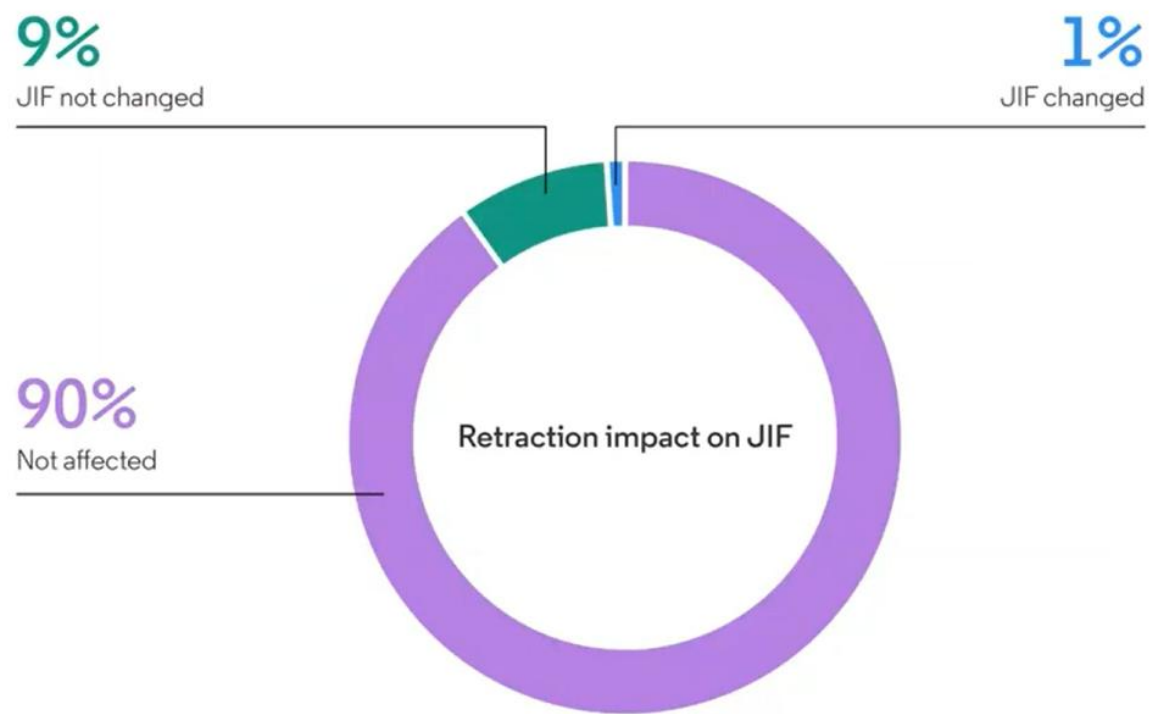
2022-2023 年
獲得的總引用次
數中來自撤稿論
文的引用次數

NEW!!

2022 與 2023 年該期刊發表的 Article 與 Review (可引用項目)文獻總數

2024 JIF 變化及影響

從 2025 年度 JCR 資料開始，被撤稿論文的引用和被引資料將不再計入 JIF。



JCR 中 10% 的期刊有影響其分子的撤回內容的引用或引用, 但只有 1% 的期刊有 JIF 的變化。

2024 JIF 變化及影響

期刊 A

2024 JIF = 4.7 (4.7)

4,806 (4,810)
剔除撤稿資料後期刊發表的所有論文在2024的引用次數



2 citations from a 2024 retracted publication to 2022-2023 journal items

2 citations from a 2024 publication to retracted 2022-2023 journal items



1,015
2022-2023期刊發表的學術論文數



期刊 B

2024 JIF = .08 (1.0)

8 (10)
剔除撤稿資料後期刊發表的所有論文在2024的引用次數



1 citation from a 2024 retracted publication to 2022-2023 journal items

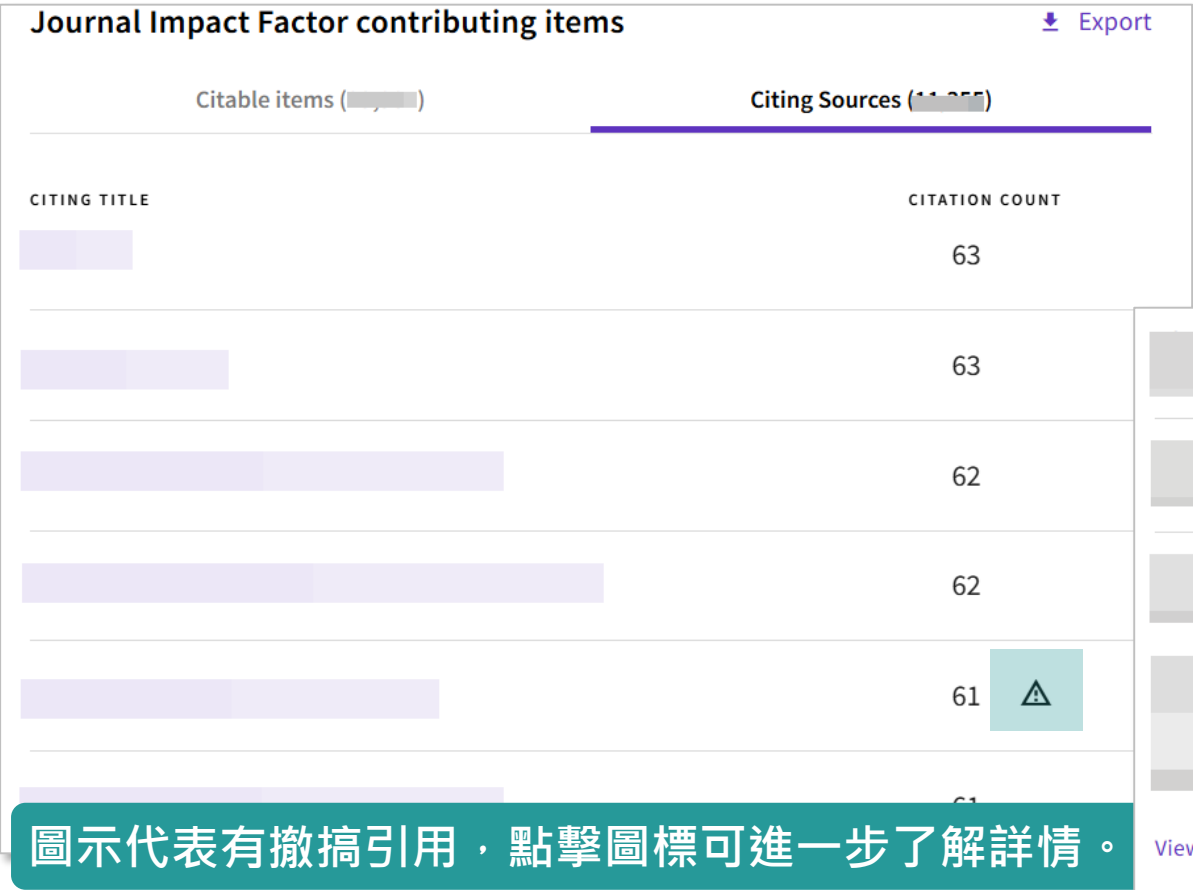
1 citation from a 2024 publication to a retracted 2022-2023 journal items



10
2022-2023期刊發表的學術論文數



2024 JIF 撤稿內容透明化



點入後可查看是哪篇文章，除警告圖示外，引用次數將顯示為 0。

如何知道那些期刊正被觀察中？

該期刊因為品質問題正在被進行重新評估；在重新評估過程中，不會收錄索引新發表的文章。評估完成後，如果不符合品質標準，則將其從 WOS 中刪除；如果符合品質標準，則保持收錄，並補錄評估期間未收錄的文章。如果嚴重的違反期刊收錄原則的情況下，之前索引的文章可能會從 WOS 中撤除。

Clarivate Master Journal List

Search Journals Match Manuscript Downloads Help Center

Already have a manuscript? Use our Manuscript Matcher to find the best relevant journals!

Find a Match

Filters Clear All

Web of Science Coverage

Core Collection

- ☒ Science Citation Index Expanded (SCIE)
- ☒ Social Sciences Citation Index (SSCI)
- ☒ Arts & Humanities Citation Index (AHCI)
- ☒ Emerging Sources Citation Index (ESCI)

Current Contents

- ☐ Agriculture, Biology & Environmental Sciences
- ☐ Arts & Humanities
- ☐ Business Collection

Refine Your Search Results

Search

Sort By: Relevancy

Active Filters

- SCIENCE CITATION INDEX EXPANDED (SCIE) X
- SOCIAL SCIENCES CITATION INDEX (SSCI) X
- ARTS & HUMANITIES CITATION INDEX (AHCI) X
- EMERGING SOURCES CITATION INDEX (ESCI) X

Search Results

Found 62 results (Page 1) Share These Results

Exact Match Found

On Hold

Publisher:

ISSN / eISSN:

Web of Science Core Collection:

Additional Web of Science Indexes:

Journal's performance

On Hold

At the point of JCR release in June 2025, this journal was 'On Hold'. Please check the [Master Journal List](#) for the current status.

Journal Impact Factor

The Journal Impact Factor (JIF) is a journal-level metric calculated from data indexed in the Web of Science Core Collection. It is a publication and citations characteristics of the subject area and type of journal. The Journal Impact Factor can be used as a journal-level metric as a proxy measure for individual researchers, institutions, or articles. [Learn more](#)

Journal Citation Reports

2025年度更新摘要線上說明會

2025年7月1日星期二 下午 02:00 - 下午 03:00

(UTC+08:00) 台北

https://www.youtube.com/watch?v=_2HyAdkzxYA

議程

近半個世紀以來，每年Journal Citation Reports (簡稱 JCR) 發布的數據與資訊一直受到全球學術界的信任，成為識別領域內領先期刊的可靠來源。


科睿唯安已在6/18發布了2025年度Journal Citation Reports，適逢產業權威年度報告發佈五十周年，新版報告持續提供全球頂尖學術期刊的全面評估，協助學術機構、科研人員及出版商精準衡量學術期刊的可信度與影響力。

為了讓您更了解今年的JCR資訊，歡迎參加本次線上說明會。

講座大綱：

- 2025年度JCR更新摘要
- JCR政策變化說明
- Q&A

精彩重播



網路研討會發言人



官欣瑩

科睿唯安資深解決方案顧問

JCR 內容簡介

WOS 核心合輯期刊收錄標準



WoS CC & JCR

WEB OF SCIENCE 平台

Web of Science 核心合輯

- Science Citation Index Expanded
- Social Sciences Citation Index
- Arts & Humanities Citation Index
- Emerging Sources Citation Index
- Conference Proceedings Citation Index
 - Science
 - Social Science & Humanities
- Book Citation Index
 - Science
 - Social Science & Humanities

Journal's performance

Journal Impact Factor , JIF

JIF uses data from most recent JCR data year + prior 2 years.

Journal Citation Indicator (JCI)

JCI is the mean CNCI for all articles and reviews published in a journal in the preceding 3 years.

* The 25 arts and humanities categories in AHCI will not JIF receive a rank, quartile or percentile going forward.

類比概念



From:wiki

多久出版一次?

收錄期刊數量?

分數可直接比較?



國立屏東大學圖書館如何連結到 Journal Citation Reports, JCR ?



電子資源 目錄查詢 讀者服務 推廣活動 環景導覽 認識圖書館 機構典藏 Q&A 校史館



114年7~9月 圖書館熱搜關鍵字

華藝 AI 多益 TOEIC 兒童文學



1 2 3 4 5 6 7 8 9

整合查詢(EDS)

館藏目錄

圖書探索

1 資料庫

Google Scholar

語言: 外文 關鍵字: JCR

3

搜尋

[電子資料庫首頁](#)

11月
25

開放 08:20 - 22:00
[本月開館時間](#)
[活動行事曆](#)

最新消息

[2025-11-17] 【圖書館】邀您賞讀「2025臺灣文學獎金典獎入圍暨得獎作品展」

[2025-11-14] 【圖書館】敬邀參加「2025校慶暨圖書館週系列活動-跳蚤書市」

[2025-11-06] 【圖轉知】「E遊永續」有獎徵答活動

[2025-10-23] 【圖轉知】知識矩陣 論文解碼計畫 | DDC有獎徵答活動

[2025-10-16] 【圖書館】114年7-9月熱搜關鍵字為「大數據」~! **New**


[2025-10-13] 【圖轉知】華藝數位Airiti x Ainosco【LIBVERSE入厝派對】開始啦!

新書選介

電子書選介

視聽介紹

性別平等網站





字首(A-Z): 類型(Type): 學科(Subject): 系所(Dept.):

關鍵字(Keyword):

查詢(Search)

清除(Reset)

A TO Z瀏覽(A to Z alphabet): [A](#) [B](#) [C](#) [D](#) [E](#) [F](#) [G](#) [H](#) [I](#) [J](#) [L](#) [M](#) [N](#) [O](#) [P](#) [R](#) [S](#) [T](#) [W](#)

★ 新採購Taylor & Francis電子期刊資料庫，由Taylor & Francis與Routledge 出版之623種期刊。 ★

有 之資料庫，本館僅可看部份全文，請參考備註欄之 或 。

有 之資料庫，為停止訂閱，點取圖示可瀏覽停訂說明。

AHCI、SCIE、SSCI、ESCI、EI Compendex、TSSCI、THCI Core資料庫[收錄期刊清單](#)

電子資源合理使用說明。

資料庫 E-Reserve 使用說明列表。

新版電子資源校外連線認證服務說明。

共找到1筆資料

編號	資料庫名稱(Title)	學科(Subject)	類型(Type)	備註(Note)
1	InCites™ Journal Citation Reports® (JCR) 資料庫	綜合	索引	訂

講義及影音回放

各角度瀏覽期刊

瀏覽期刊

Clarivate

Products

Journal Citation Reports™

Journals

Categories

Publishers

Countries/Regions

Compare

My favorites

Jamie Yan

以不同角度篩選或瀏覽期刊

The world's leading journals and publisher-neutral data

Journal name/abbreviation, ISSN/eISSN, category, publisher, country/region



Already have a manuscript?

Find relevant, reputable journals for potential publication of your research using Manuscript matcher.

Match my manuscript

See full listings and refine your search by



Journals



Categories



Publishers



Countries/Regions



期刊關鍵字角度

The world's leading journals and publisher-neutral data

nursing

×

🔍

JOURNAL NAME	ISSN/eISSN
Nursing Open	2054-1058 / 2054-1058
NURSING FORUM	0029-6473 / 1744-6198
NURSING ETHICS	0969-7330 / 1477-0989
NURSING OUTLOOK	0029-6554 / 1528-3968
Nursing Inquiry	1320-7881 / 1440-1800
See all 141 results >	
CATEGORY NAME	NUMBER OF JOURNALS
NURSING	191 journals

可以期刊刊名、JCR 縮寫、期刊ISSN、電子期刊 eISSN 之關鍵字搜尋期刊，亦可輸入學科領域、出版社或國家地區，點擊結果即可查看期刊、期刊領域或出版社資訊。

COUNTRY/REGION NAME	NUMBER OF JOURNALS
There are no Countries/Regions that match your search	

領域群組角度

Categories by Group ⓘ

[See all 254 Categories](#)

Sort by: Alphabetical ▼



Agricultural Sciences

Covers multiple aspects of agriculture, including engineering application in agriculture; selection, breeding, and management of livestock and crops; cultivation of plants; the formation, distribution, and utilization of soils; and all aspects of agricultural commodities and the management and policy decisions affecting them.

領域群組收錄期刊範圍說明

NUMBER OF CATEGORIES

7

NUMBER OF JOURNALS

470

NUMBER OF CITABLE ITEMS

66,708



AGRICULTURAL ECONOMICS & POLICY
AGRICULTURAL ENGINEERING
AGRICULTURE, DAIRY & ANIMAL SCIENCE
AGRICULTURE, MULTIDISCIPLINARY
AGRONOMY
HORTICULTURE
SOIL SCIENCE
[See All 7](#)

領域清單



Arts & Humanities, Interdisciplinary

NUMBER OF CATEGORIES

8

NUMBER OF JOURNALS

1,030

NUMBER OF CITABLE ITEMS

33,148



出版社角度

5,056 publishers

Journal name/abbreviation, ISSN/eISSN, category, publisher, country/region



JCR year

2024



Export

Publisher name ▼	Number of journals in 2024 ▼	InCites Analysis <i>i</i>
Elsevier (Unified)	2,310	Publisher report
Springer Nature (Unified)	2,248	Publisher report
Taylor & Francis (Unified)	2,108	Publisher report
Wiley (Unified)	1,656	Publisher report
WILEY	1,539	Publisher report
ROUTLEDGE JOURNALS, TAYLOR & FRANCIS LTD	1,158	Publisher report
SPRINGER	1,037	Publisher report
Sage (Unified)	1,001	Publisher report
ELSEVIER	983	Publisher report
TAYLOR & FRANCIS LTD	661	Publisher report
SAGE PUBLICATIONS INC	540	Publisher report



國家地區角度

111 countries/
regions

Journal name/abbreviation, ISSN/eISSN, category, publisher, country/region



JCR year

2024



Export

Countries/Regions ▼	Number of journals in 2024 ▼	InCites metrics ⓘ
USA	5,989	Analyse in InCites
ENGLAND	4,707	Analyse in InCites
NETHERLANDS	1,415	Analyse in InCites
GERMANY (FED REP GER)	1,158	Analyse in InCites
SPAIN	731	Analyse in InCites
SWITZERLAND	684	Analyse in InCites
CHINA MAINLAND	585	Analyse in InCites
ITALY	411	Analyse in InCites
BRAZIL	393	Analyse in InCites
RUSSIA	379	Analyse in InCites



期刊基本資訊

Search results > Journal profile

JCR Year
2024

Favorite Export

Nature Sustainability

ISSN

2398-9629

EISSN

2398-9629

JCR ABBREVIATION

NAT SUSTAIN

ISO ABBREVIATION

Nat. Sustain.

投稿注意：

收錄年分
ISSN / eISSN
出版週期

Journal information

整合收錄於不同專輯與領域資訊

EDITION

Social Sciences Citation Index (SSCI)

Science Citation Index Expanded (SCIE)

CATEGORY

ENVIRONMENTAL SCIENCES

ENVIRONMENTAL STUDIES

GREEN & SUSTAINABLE SCIENCE &
TECHNOLOGY

LANGUAGES

English

REGION

ENGLAND

1ST ELECTRONIC JCR YEAR

2019

Publisher information

PUBLISHER

NATURE PORTFOLIO

ADDRESS

HEIDELBERGER PLATZ 3,
BERLIN 14197, GERMANY

PUBLICATION FREQUENCY

12 issues/year

期刊完整年分資訊

JCR Year
2024

Nature Sustainability

ISSN
2398-9629

EISSN
2398-9629

JCR ABBREVIATION
NAT SUSTAIN

ISO ABBREVIATION
Nat. Sustain.

2024
2023
2022
2021
2020
2019
All years

選取 JCR YEAR 為「All years」
即可取得所有年分的數據

點選「Customize」可選擇
欲顯示 / 下載的指標數據

						Export	Customize
Year	Total Citations	Journal impact factor	JIF without self cites	5 Year Impact Factor	Immediacy Index	Indicator metrics	
2024	24,660	27.1	26.8	32.8	5.1	<input checked="" type="checkbox"/> Total Citations	9.5
2023	18,401	26.2	25.8	30.2	6.5	<input checked="" type="checkbox"/> Journal impact factor	9.2
2022	14,346	27.6	27.3	29.2	4.3	<input checked="" type="checkbox"/> JIF without self cites	7.3
2021	10,711	27.157	26.887	28.224	4.455	<input checked="" type="checkbox"/> 5 Year Impact Factor	220
2020	4,664	19.346	18.810	19.346	4.300	<input checked="" type="checkbox"/> Immediacy Index	144
2019	1,423	12.080	11.414	12.092	3.119	<input checked="" type="checkbox"/> Citable items	196
						<input type="checkbox"/> Total Articles	
						<input type="checkbox"/> Total Reviews	
						<input type="checkbox"/> Cited Half-Life	
						<input type="checkbox"/> Citing Half-Life	
						<input type="checkbox"/> Eigenfactor score	
						<input type="checkbox"/> Article influence score	
						<input type="checkbox"/> % of articles in Citable items	
						<input type="checkbox"/> Normalized Eigenfactor	
						<input checked="" type="checkbox"/> Average JIF Percentile	

Apply

Journal Impact Factor

JIF

該期刊於某年度前 2 年所出版的文獻，
在某年度被其它文章引用的平均數

比較相同研究領域中
期刊相對影響程度

【期刊年度前2年被收錄於JCR資料庫的文獻在該年被引用次數總和】

【該期刊早2年所有可被引用文獻總數】

Citations in 2024 to items published in 2022

(2,981) + 2023 (3,692)

6,673

=

=

27.1

Number of citable items in 2022 (104) + 2023

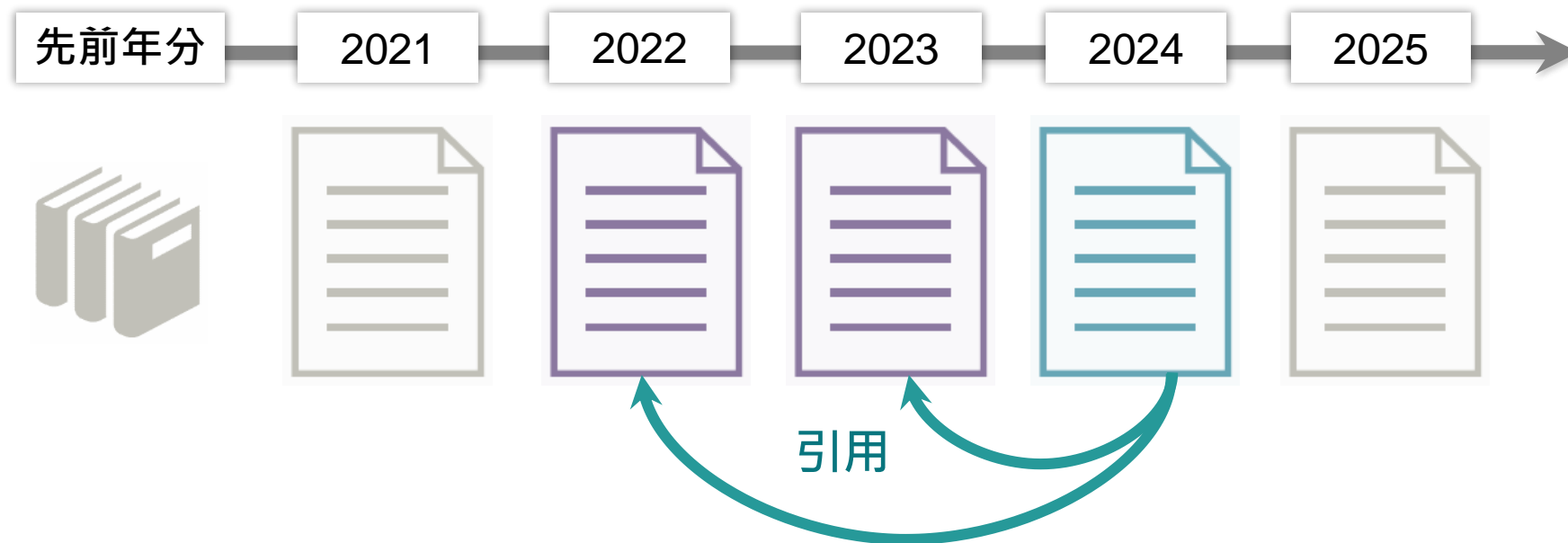
(142)

246

2024 JIF 計算方式

2024 Impact Factor

期刊在 **2022-2023** 年的發表文章在 **2024** 年的總被引用次數
除以
2022-2023 年可被引用文章總數

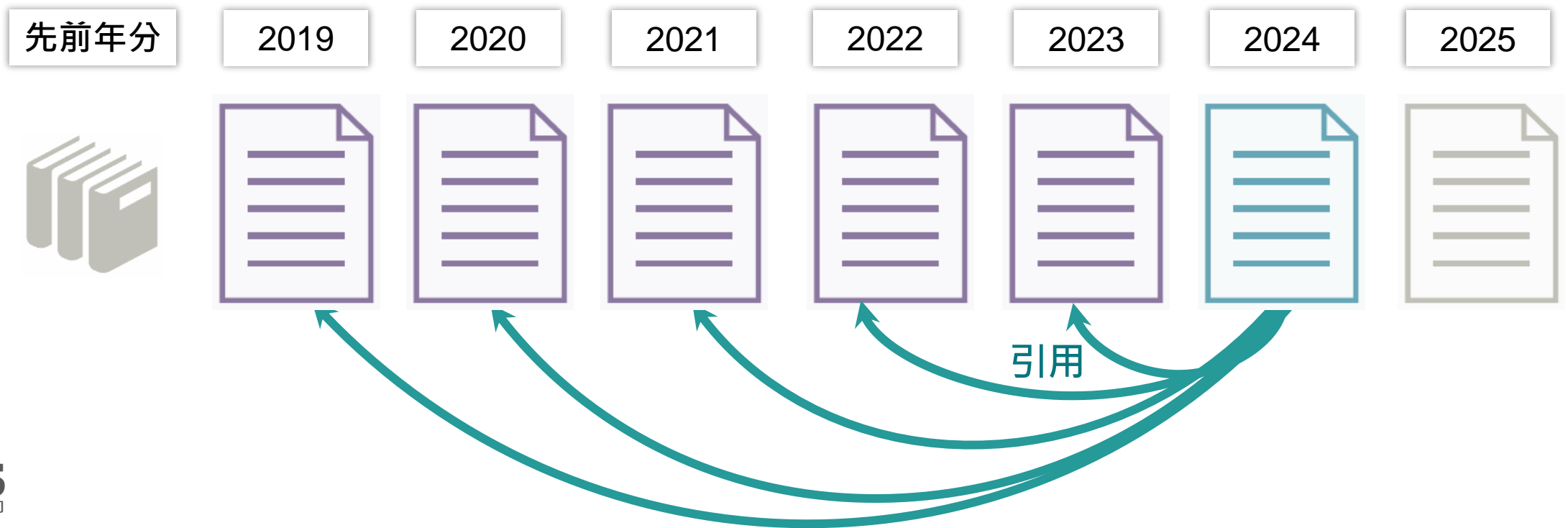


JIF頁面說明

2024 5-Year IF 計算方式

2024 5-Year Impact Factor

期刊在**2019 - 2023**年的發表文章在 **2024** 年的總被引用次數
除以
2019 - 2023 年可被引用文章總數



Title Suppressions

異常
引用

特別高的
自引或互引率



無法反映
真實學術水準



影響同學科其他期刊
的名次及分區情況



被鎮壓
期刊

在引文數據中發現的異常引文模式

暫不公佈 JCR 中 JIF 相關指標
為期一年，第二年重新計算

仍在SCIE與SSCI中被收錄

Title
Suppressions
2024 JCR
Data

JCR Editorial Expression of Concern 編輯關切期刊

被鎮壓期刊頁面

被鎮壓期刊
定義說明

JCR Year
2024

Transactions of FAMENA

ISSN
1333-1124

EISSN
1333-1124

JCR ABBREVIATION
T FAMENA

ISO ABBREVIATION
Trans. FAMENA

Journal information

EDITION

Science Citation Index Expanded
(SCIE)

CATEGORY

ENGINEERING, MECHANICAL

MATERIALS SCIENCE

Journal's performance

① Suppressed Journal

All information for this journal using Journal Impact Factor are not shown due to anomalous citation patterns found in the 2024 citation data. These patterns result in a distortion of the Journal Impact Factor and rank that does not accurately reflect the journal's citation performance in the literature.

Journal Citation Indicator (JCI) ⓘ

Export

0.29

The Journal Citation Indicator (JCI) is the average Category Normalized Citation Impact (CNCI) of citable items (articles & reviews) published by a journal over a recent three year period. The average JCI in a category is 1. Journals with a JCI of 1.5 have 50% more citation impact than the average in that category. It may be used alongside other metrics to help you evaluate journals. [Learn more](#)

Total Citations

Export

368

The total number of times that a journal has been cited by all journals included in the database in the JCR year. Citations to journals listed in JCR are compiled annually from the JCR years combined database, regardless of which JCR edition lists the journal.

明確標示
當年被鎮壓期刊

Journal Impact Factor

Journal Impact Factor ⓘ

JIF定義說明

Journal Impact Factor (JIF) is a journal-level metric calculated from data indexed in the Web of Science Core Collection. It should be used with careful attention to the many factors that influence citation rates, such as the volume of publications, the characteristics of the subject area and type of journal. The Journal Impact Factor can complement expert opinion and informed peer review. In the case of academic evaluation for tenure, it is inappropriate to use JIF as a proxy measure for individual researchers, institutions, or articles. [Learn more](#)

2024 JOURNAL IMPACT FACTOR

27.1

[View calculation](#)

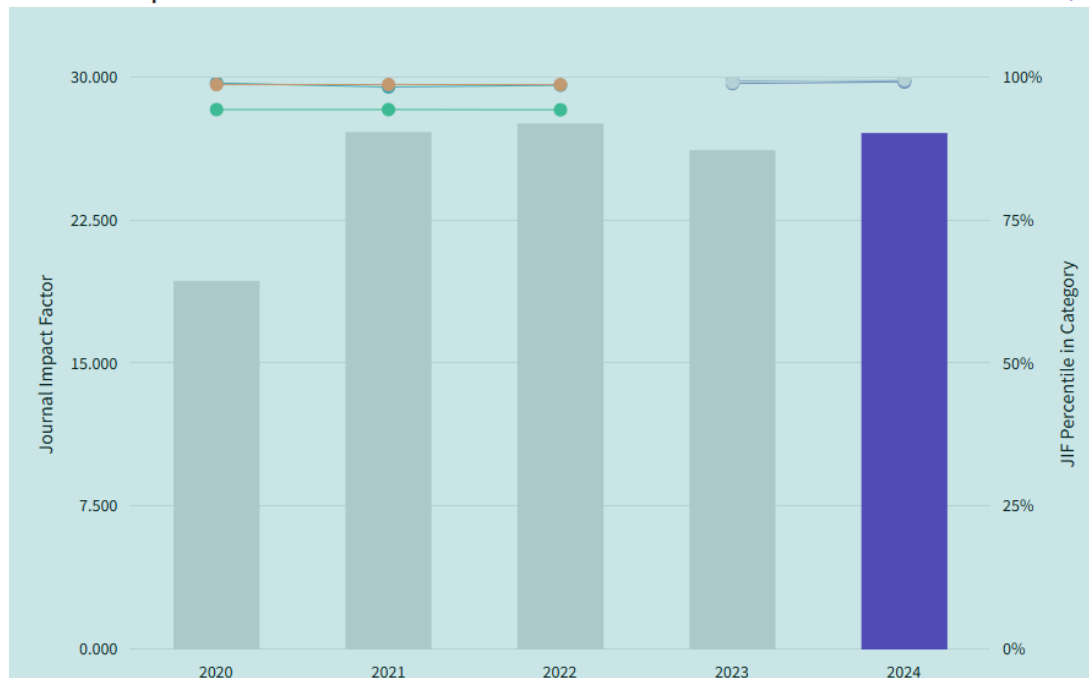
JOURNAL IMPACT FACTOR WITHOUT SELF CITATIONS

26.8

[View calculation](#)

Journal Impact Factor Trend 2024

[Export](#)



近五年JIF表現趨勢圖

Journal Impact Factor contributing items

Citable items (246)

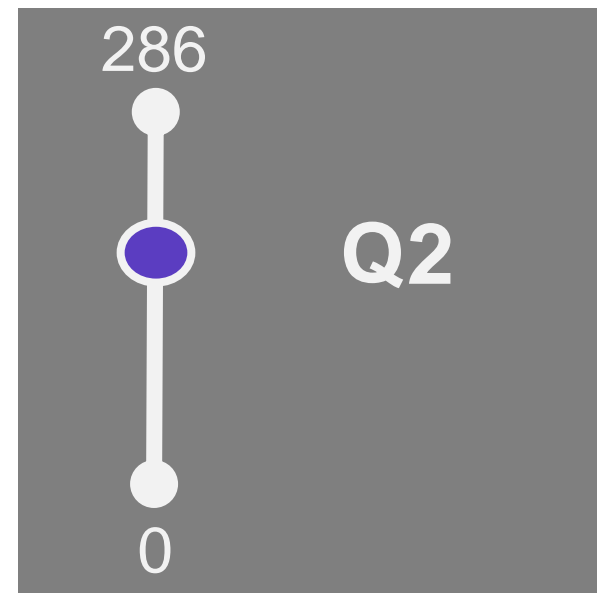
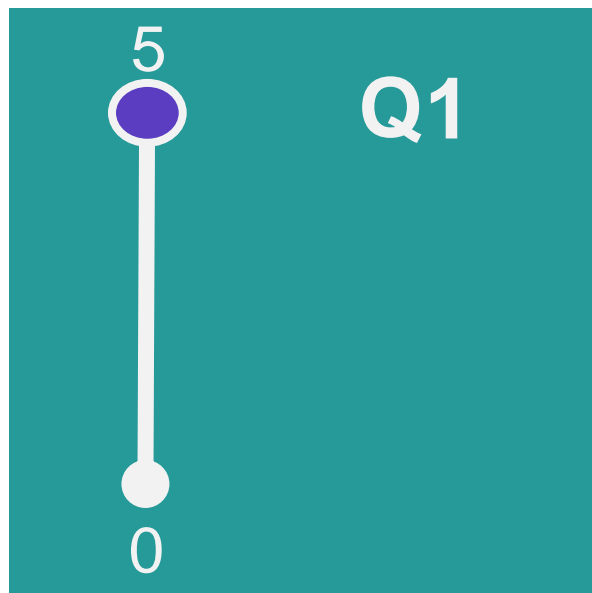
TITLE	CITATION COUNT	
Harvesting waste heat with flexible Bi ₂ Te ₃ thermoelectric thin film	145	▼
High-entropy single-atom activated carbon catalysts for sustainable oxygen electrocatalysis	132	▼
All-temperature zinc batteries with high-entropy aqueous electrolyte	125	▼
Global carbon inequality over 1990-2019	118	▼
Hydrotropic solubilization of zinc acetates for sustainable aqueous battery electrolytes	112	▼
Future socio-ecosystem productivity threatened by compound drought-heatwave events	102	▼
Quantifying the human cost of global warming	98 ⓘ	▼
Chloride electrolyte enabled practical zinc metal battery with a near-unity Coulombic efficiency	95	▼
Towards circular plastics within planetary boundaries	93 ⓘ	▼
Und...		▼
diox...		▼

凡 Web of Science 訂戶
皆可點選連結至原始文獻

期刊影響因子計算引用文獻之原始數據

誰比較厲害？

這本期刊的 JIF 是高還是低？



被引用次數表現取決於領域與內容（研究領域、出版年份、文檔類型）

期刊引文指標

Journal Citation Indicator (JCI)

JCI 定義

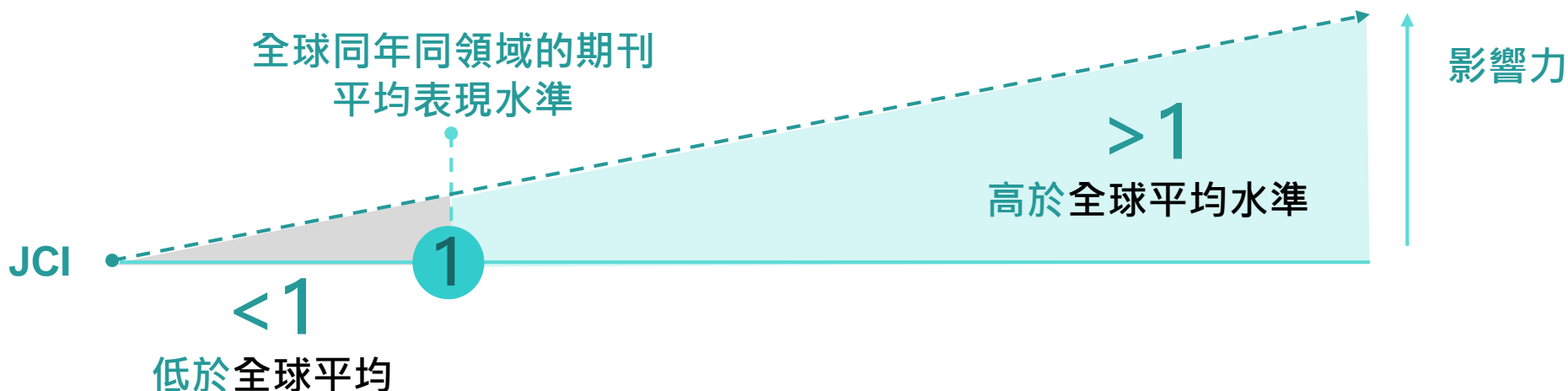
期刊過去三年發表可引用項目的 CNCI 平均值

指標 特色

計算經過領域、文獻類型與發表年份的正規化，是衡量期刊最新出版內容引文影響力的全新方式。

自 2021 年 JCR 起，Web of Science 核心合輯的所有期刊都會計算此數值。

數值 解讀



說明書下載：Journal Citation Indicator 介紹

學科正規化引文影響力

(Category Normalize Citation Impact, CNCI)

CNCI 定義

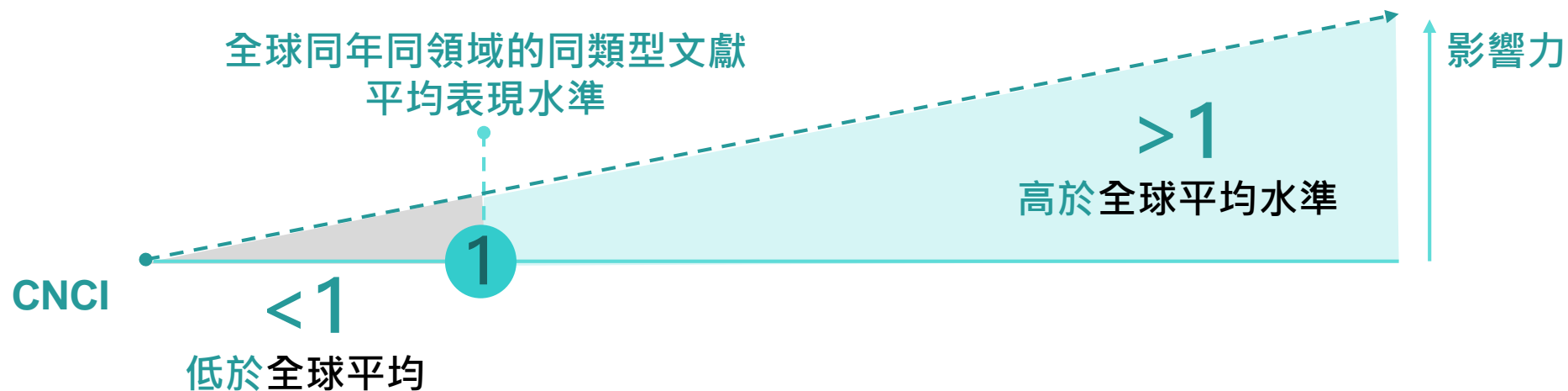
一篇期刊論文被引用次數
除以
相同資料類型、出版年、學科領域論文平均被引用次數

指標 特色

排除了出版年分、學科領域與文獻類型的影響，提供正規化後的指標，可交叉學科或單一學科的進行分析

可檢視機構各個學科發展的
「影響力表現」

數值 解讀



CNCI 計算方式

CNCI 學科正規化引文影響力 — 審視文章學科發展的「影響力的表現」

Article Title	Authors	Source	Research Area	Document Type	Publication Date	Times Cited ÷	Category Expected Citations	Category Normalized Citation Impact
Guidelines for the use and interpretation of assays for monitoring autophagy (3rd edition)	Klionsky, Daniel J.; Abdelmohsen, Kotb; Abe, Akihisa; Abedin, Md Joynal; Abeliovich, Hagai; et al.	AUTOPHAGY	CELL BIOLOGY 學科 Cell Biology	Review 文獻類型 Review	2016 出版年代 2016	3,777 文獻總被引用次數 A	49.89 B	75.7 A/B = CNCI

排除影響論文影響力的變因

2016 年在 Cell Biology 學科發表的文獻類型為 Review 的文章平均被引用次數

$$\text{CNCI} = \frac{\text{A 文獻總被引次數}}{\text{B 同年同學科同文獻類型的文獻平均被引用次數}} = \frac{3777}{49.89} = 75.7$$

※ CNCI 數值來源自 InCites 資料庫

2024 JCI 計算方式

Journal Citation Indicator = 期刊於過去三年發表的所有 Article 及 Review 的 CNCI 值總平均




2024 年 Journal Citation Indicator = 2021、2022、2023 年該期刊發表 Article 及 Review 的 CNCI 的總平均

2021 - 2023

Articles & Reviews in
SCIE, SSCI, AHCI, ESCI Journals

Citations



2021 - 2024

All Document Types in
WoS Core Collection



透過 JCI 觀察期刊是否高於世界平均水準

JCI 平均為 1，JCI 為 1.5 的期刊比該類別的平均水平高出 50% 的引文影響

Journal Citation Indicator



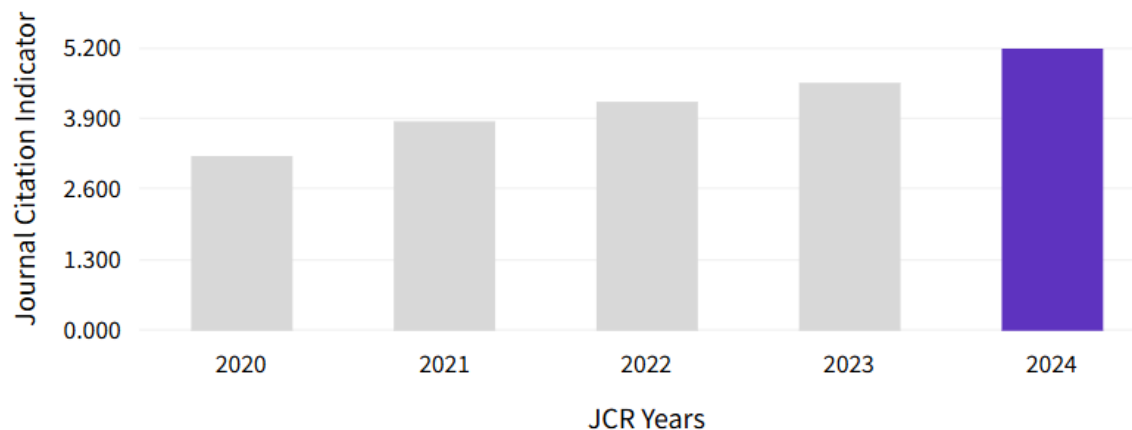
JCI 定義說明

Journal Citation Indicator (JCI) ⓘ

↓ Export

5.20

The Journal Citation Indicator (JCI) is the average Category Normalized Citation Impact (CNCI) of citable items (articles & reviews) published by a journal over a recent three year period. The average JCI in a category is 1. Journals with a JCI of 1.5 have 50% more citation impact than the average in that category. It may be used alongside other metrics to help you evaluate journals. [Learn more](#)



[View all years](#)

近五年 JCI 表現趨勢圖

了解各項指標 評估合適投稿期刊

指標分類

Impact metrics 影響力指標

Metrics focused on the citation impact of the journals.

- ☒ Total Citations
- ☒ 2024 JIF
- ☐ JIF Rank
- ☐ 5 Year JIF
- ☐ 5 Year JIF Quartile
- ☐ JIF Without Self Cites
- ☐ Immediacy Index

Normalized metrics 正規化指標

Metrics that have been adjusted mathematically to a particular context.

- ☒ 2024 JCI
- ☐ JCI Rank
- ☐ JCI Quartile
- ☐ JCI Percentile
- ☐ Eigenfactor
- ☐ Normalized Eigenfactor
- ☐ Article Influence Score
- ☐ JIF Percentile
- ☒ JIF Quartile
- ☐ AIS Quartile
- ☐ AIS Rank

Source metrics 數據來源指標

Metrics based on the content of the journals.

- ☐ Citable Items
- ☐ % of Articles in Citable items
- ☐ Cited Half-Life
- ☐ Citing Half-Life
- ☐ Total Articles
- ☒ % of Citable OA

影響力指標 Impact Metrics

Total Cites 被引用總次數

標明該期刊被其它收錄期刊引用總次數。

Impact Factor Without Journal Self Cites

扣除期刊自我引用的期刊影響指數。

Immediacy Index 立即指數

利用某一年中發表的文章在**當年度**被引用次數除以**同年所發表文章的總數**所得到的指數。用於評估特定期刊在**當年度被引用的速度**，對**評價尖端研究領域**的期刊較有參考價值。

Journal Impact Factor 期刊影響指數

該期刊**前兩年**發表論文在當年度被引用的次數，除以該期刊前兩年發表論文的總數所得到的值。可用來評估同一研究領域不同期刊的相對重要性。

5-Year Impact Factor 五年影響指數

該期刊**前五年**發表論文在當年度被引用的次數，除以該期刊前五年發表論文的總數所得到的值。此指數較能看出需經過較久的時間引用才會達到引用高峰的社會科學領域期刊影響力。

引文分布 Citation distribution

Citation distribution ⓘ

↓ Export

The Citation Distribution shows the frequency with which items published in the year or two years prior were cited in the JCR data year (i.e., the component of the calculation of the JIF). The graph has similar functionality as the JIF Trend graph, including hover-over data descriptions for each data point, and an interactive legend where each data element's legend can be used as a toggle. You can view Articles, Reviews, or Non-Citable (other) items to the JIF numerator. [Learn more](#)

ARTICLE CITATION MEDIAN

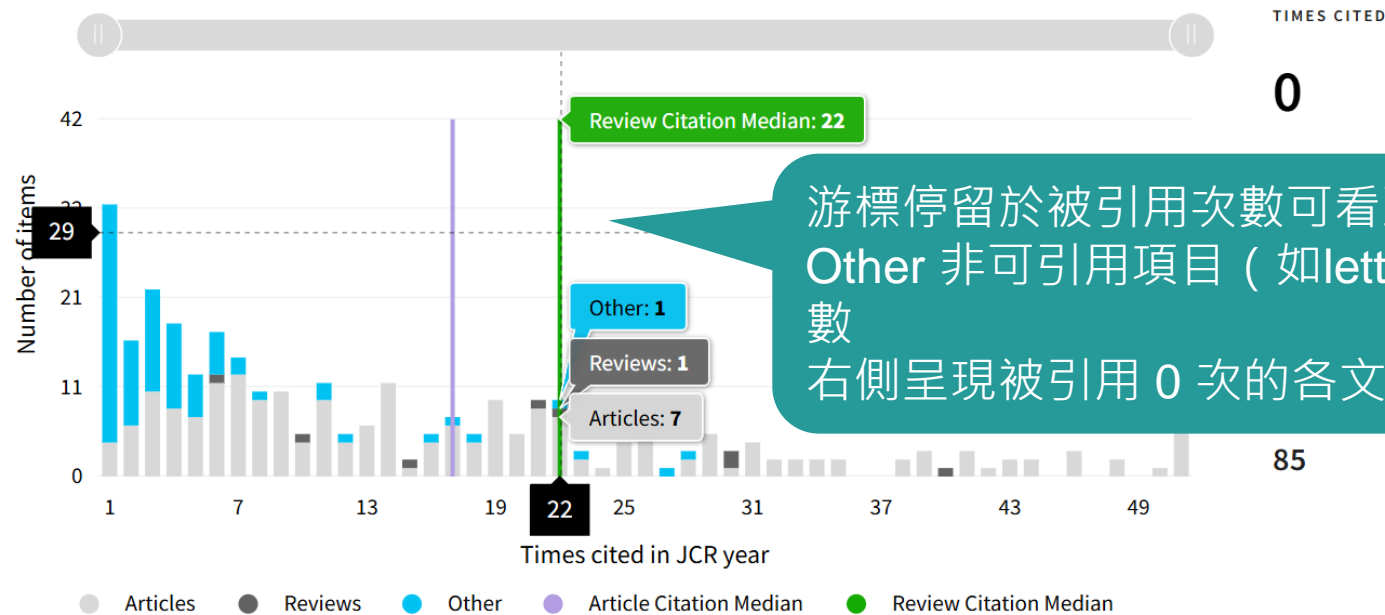
17

REVIEW CITATION MEDIAN

22

UNLINKED CITATIONS

85



游標停留於被引用次數可看到Article、Review 和 Other 非可引用項目（如letter）各自被引用的篇數
右側呈現被引用 0 次的各文獻類型篇數

期刊內各類型文獻的被引次數篇數分布

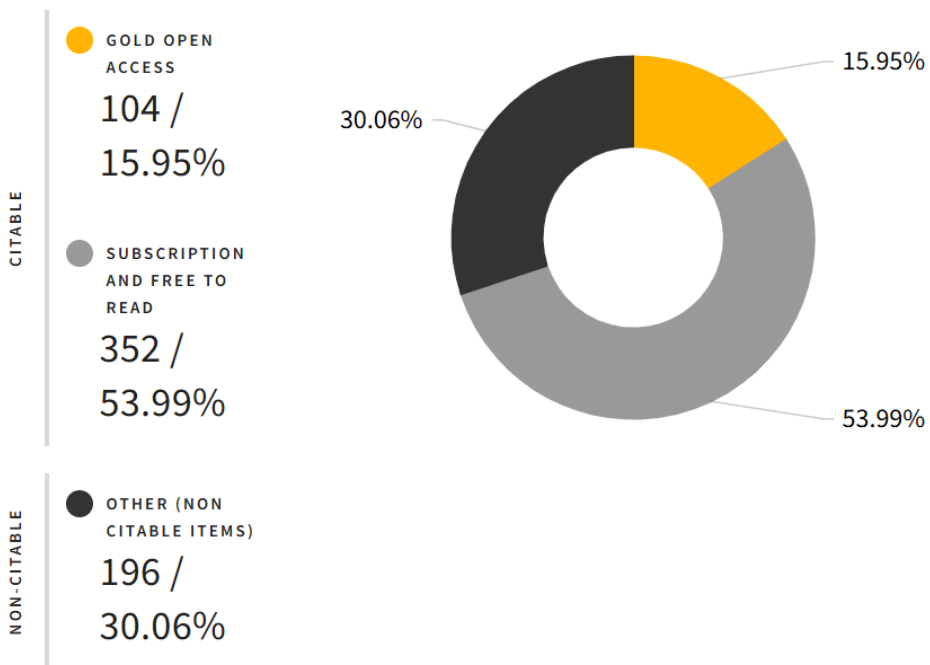
Open Access

Items

篇數

TOTAL CITABLE
456

% OF CITABLE OA
22.81%



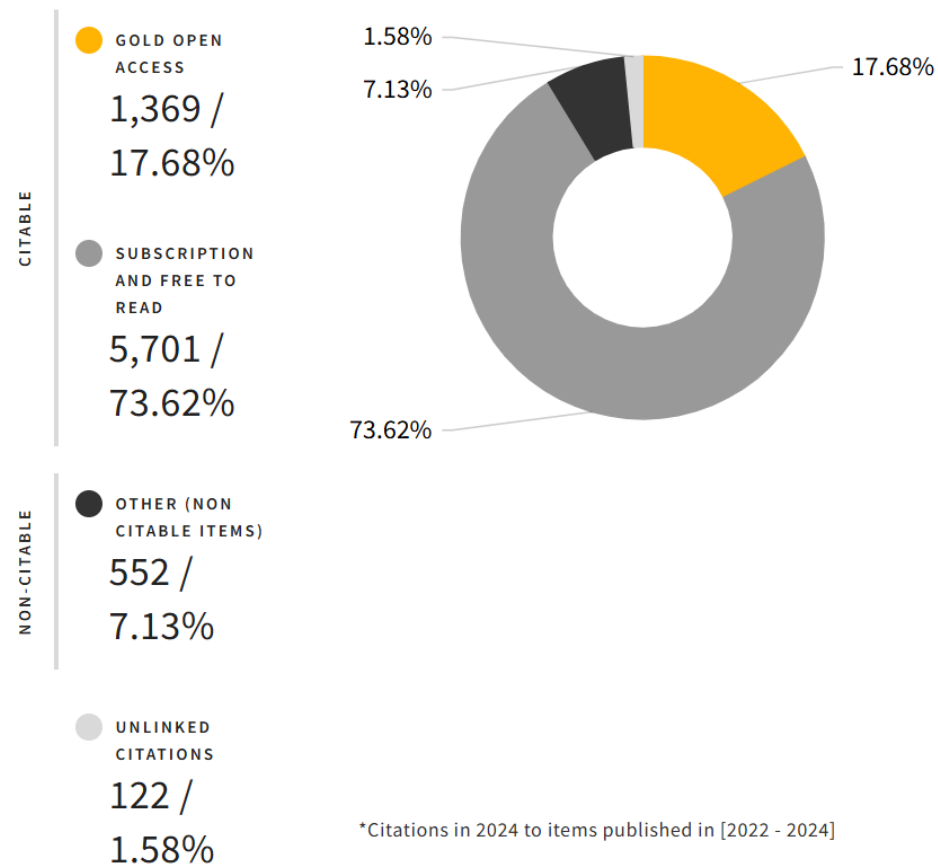
- 該本期刊屬於 OA 的篇數及比例
- 該本期刊文獻不屬於 OA 的篇數及比例
- Other (如:最新消息、編者的話)篇數及比例

Citations*

被引用數

TOTAL CITABLE
7,070

% OF CITABLE OA
19.36%



*Citations in 2024 to items published in [2022 - 2024]

OA文章對期刊內容和引文的相對貢獻度

期刊排名

Rank by Journal Impact Factor

Rank by Journal Impact Factor

Journals within a category are sorted in descending order by Journal Impact Factor (JIF) resulting in the Category Ranking below. A separate rank is shown for each category in which the journal is listed in JCR. Beginning in 2023, ranks are calculated by category. [Learn more](#)

CATEGORY

ENVIRONMENTAL SCIENCES

3/374

JCR YEAR	JIF RANK	JIF QUARTILE	JIF PERCENTILE
2024	3/374	Q1	99.3
2023	4/358	Q1	99.0

Rank by JIF before 2023 for ENVIRONMENTAL SCIENCES

EDITION

Science Citation Index Expanded (SCIE)

JCR YEAR	JIF RANK	JIF QUARTILE	JIF PERCENTILE
2022	4/275	Q1	98.7
2021			
2020			
2019			

多領域期刊排名(Rank)，點選「●」或「>」即可顯示第三個以上的領域相關資訊。



CATEGORY

ENVIRONMENTAL STUDIES

1/191

JCR YEAR	JIF RANK	JIF QUARTILE	JIF PERCENTILE
2024	1/191	Q1	99.7
2023	2/182	Q1	99.2

Rank by JIF before 2023 for ENVIRONMENTAL STUDIES

EDITION

Social Sciences Citation Index (SSCI)

JCR YEAR	JIF RANK	JIF QUARTILE	JIF PERCENTILE
2022	2/128	Q1	98.8
2021			98.83
2020			98.80
2019			98.78

Rank by Journal Impact Factor

Journals within a category are sorted in descending order by Journal Impact Factor (JIF) resulting in the Category Ranking below. A separate rank is shown for each category in which the journal is listed in JCR. Beginning in 2023, ranks are calculated by category. [Learn more](#)

CATEGORY

GREEN & SUSTAINABLE SCIENCE & TECHNOLOGY

1/102

JCR YEAR	JIF RANK	JIF QUARTILE	JIF PERCENTILE
2024	1/102	Q1	99.5
2023	1/91	Q1	99.5

Rank by JIF before 2023 for GREEN & SUSTAINABLE SCIENCE & TECHNOLOGY

EDITION

Social Sciences Citation Index (SSCI)

JCR YEAR	JIF RANK	JIF QUARTILE	JIF PERCENTILE
2022	1/9	Q1	94.4
2021	1/9	Q1	94.44
2020	1/9	Q1	94.44
2019	1/8	Q1	93.75

期刊在各所屬領域中的 JIF 排名、四分位數與百分位

期刊排名

Rank by Journal Citation Indicator (JCI)

Rank by Journal Citation Indicator (JCI) ⓘ

Journals within a category are sorted in descending order by Journal Citation Indicator (JCI) resulting in the Category Ranking below. A separate rank is shown for each category in which the journal is listed in JCR. Data for the most recent year is presented at the top of the list, with other years shown in reverse chronological order. [Learn more](#)

CATEGORY
ENVIRONMENTAL SCIENCES
3/374

JCR YEAR	JCI RANK	JCI QUARTILE	JCI PERCENTILE
2024	3/374	Q1	99.33
2023	4/359	Q1	99.03
2022	4/334	Q1	98.95
2021			
2020			
2019			
2018	N/A	N/A	N/A

CATEGORY
ENVIRONMENTAL STUDIES
2/191

JCR YEAR	JCI RANK	JCI QUARTILE	JCI PERCENTILE
2024	2/191	Q1	99.21
2023	2/184	Q1	99.18
2022	2/179	Q1	99.16
2021			99.12
2020			98.40
2019			97.12
2018	N/A	N/A	N/A

多領域期刊排名(Rank)，點選「●」或「>」即可顯示第三個以上的領域相關資訊。



Rank by Journal Citation Indicator (JCI) ⓘ

Journals within a category are sorted in descending order by Journal Citation Indicator (JCI) resulting in the Category Ranking below. A separate rank is shown for each category in which the journal is listed in JCR. Data for the most recent year is presented at the top of the list, with other years shown in reverse chronological order. [Learn more](#)

CATEGORY
GREEN & SUSTAINABLE SCIENCE & TECHNOLOGY
1/102

JCR YEAR	JCI RANK	JCI QUARTILE	JCI PERCENTILE
2024	1/102	Q1	99.51
2023	1/91	Q1	99.45
2022	1/84	Q1	99.40
2021	1/74	Q1	99.32
2020	1/66	Q1	99.24
2019	1/65	Q1	99.23
2018	N/A	N/A	N/A

期刊在各所屬領域中的 JCI 排名、四分位數與百分位

數據來源指標 Source Metrics

Citable Items 該期刊可被引用的文章數量：

包含期刊內研究型文章（**Article**）及評論（**Review**），也就是被認為是對特定領域的學術研究有實質貢獻的文章，以及最有可能被其他文章引用的文章，因此不含社論、通訊、新聞及會議摘要。

% of articles in Citable items：被引用的文章數量百分比

Cited Half-Life 被引用半衰期：

指期刊達到 **50%** 被引用率所需要的時間。該數值有助於圖書館確定期刊的館藏和存檔的策略。例如：**Nature** 期刊 2020 年的被引半衰期超過了 10 年，表示 **Nature** 在 2020 年獲得的總引用次數，有一半的引用都來自於 2010 年以前。

Citing Half-Life 引用半衰期：

一期刊從當前年度往前推算，該年引用各年度期刊數達到總引用數 **50%** 所需的時間。可了解參考文獻的新穎性。與被引用半衰期一起使用有助於評價編輯政策。

引文網絡 Citation network

Cited & Citing Half-life

Cited Half-life

4.1 years

The Cited Half-Life is the median age of the items in this journal that were cited in the JCR year. Half of a journal's cited items were published more recently than the cited half-life.

TOTAL NUMBER OF CITES

24,660

NON SELF-CITATIONS

24,402

SELF-CITATIONS

258

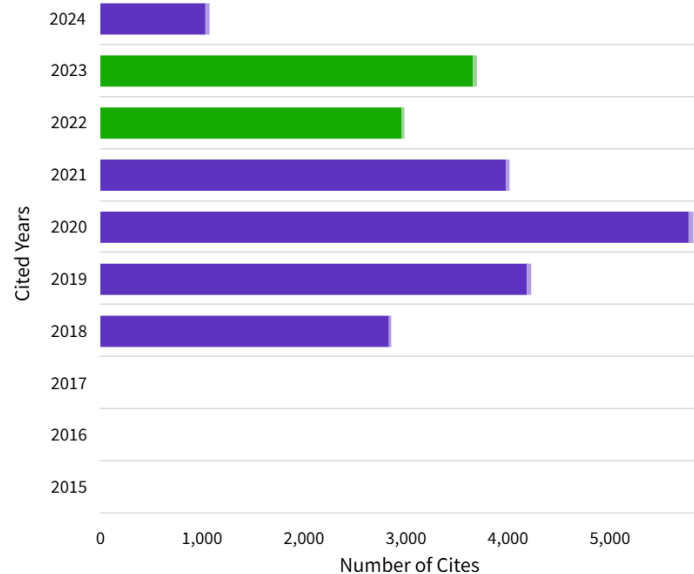
期刊的
被引用半衰期與引用半衰期

Citing Half-life

5.4 years

近十年累積的被引用與引用數
與相對百分比

Cited Half-life Data



- Non-self citations: citations to the journal from the items in other sources
- Citations to items in the journal from items in the same journal
- Citations used to calculate the Impact Factor

Citing Half-life Data

Export			
CITED YEAR	# OF CITES FROM 2024	CUMULATIVE %	# OF CITING SOURCES
All years	24,660 citations	100.00%	3,007 sources
2024	1,071 citations	4.34%	354 sources
2023	3,692 citations	19.31%	940 sources
2022	2,981 citations	31.40%	929 sources
2021	4,012 citations	47.67%	1,020 sources
2020	5,815 citations	71.25%	1,449 sources
2019	4,224 citations	88.38%	1,234 sources
2018	2,852 citations	99.95%	942 sources
2017	0 citations	99.95%	0 sources
2016	0 citations	99.95%	0 sources
2015	0 citations	99.95%	0 sources
Older	13 citations		

引文網絡 Citation network

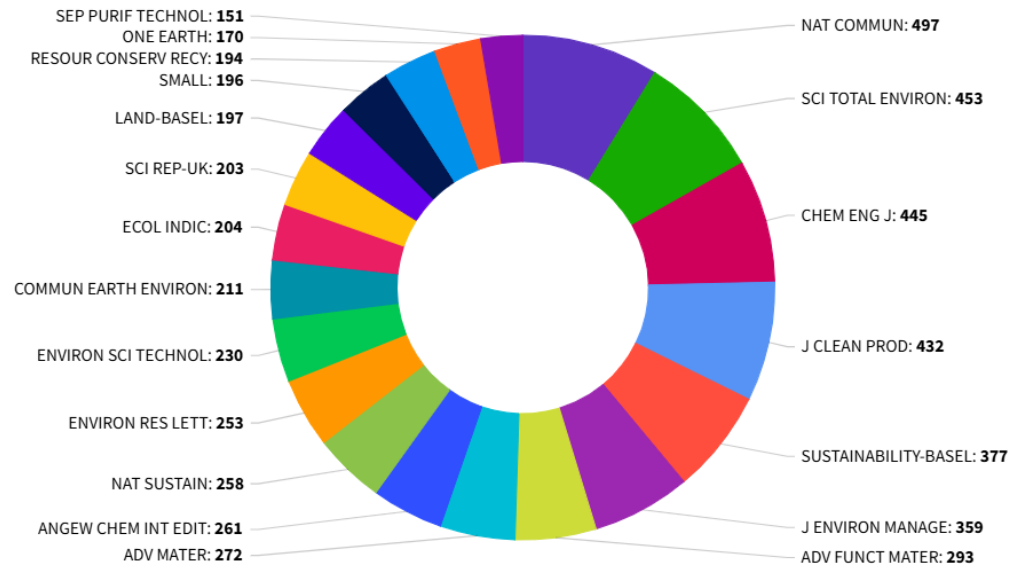
Journal Citation Relationships

Journal Citation Relationships

Cited Data

Citing Data

Top 20 journals citing NAT SUSTAIN by number of citations

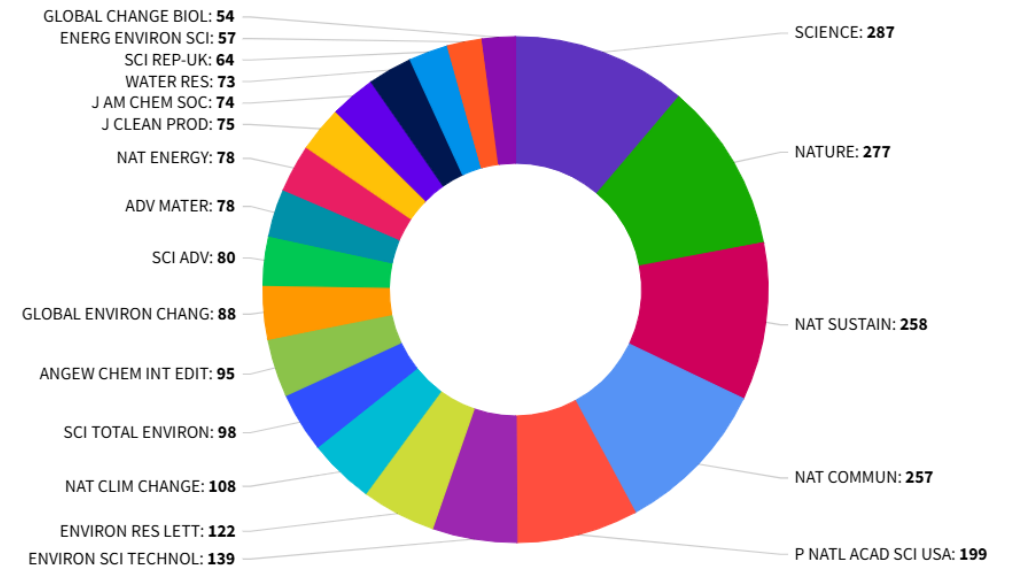


Journal Citation Relationships

Cited Data

Citing Data

Top 20 journals cited by NAT SUSTAIN by number of citations



期刊的引用與被引用互動情況前20名期刊


Source data

Average JIF Percentile

Source data

This tile shows the breakdown of document types published by the journal. Citable Items are Articles and Reviews. For the purposes of calculating JIF, a JCR year considers the publications of that journal in the two prior years. [Learn more](#)

210 total citable items

	ARTICLES	REVIEWS	COMBINED(C)	OTHER DOCUMENT TYPES(O)	 PERCENTAGE
NUMBER IN JCR YEAR 2024 (A)	190	20	210	26	89%
NUMBER OF REFERENCES (B)	8,362	1,538	9,900	182	98%
RATIO (B/A)	44.0	76.9	47.1	7.0	

不同類型文獻
對期刊內容的相對貢獻度

Average JIF Percentile

 [Export](#)

The Average Journal Impact Factor Percentile takes the sum of the JIF Percentile rank for each category under consideration, then calculates the average of those values. [Learn more](#)

ALL CATEGORIES AVERAGE

99.5

GREEN & SUSTAINABLE SCIENCE & TECHNOLOGY

99.5

ENVIRONMENTAL SCIENCES

99.3

ENVIRONMENTAL STUDIES

99.7

期刊在不同領域的JIF排名百分等級
及所有領域排名平均百分等級

機構與國家分布概覽

有助於瞭解該期刊的內容來源是否具有國際影響力，或達到特定受眾等概況資訊。

Contributions by organizations

[Export](#)

Organizations that have contributed the most papers to the journal in the most recent three-year period. [Learn more](#)

RANK	ORGANIZATION	COUNT	
1	UNIVERSITY OF CALIFORNIA SYSTEM	49	<div></div>
2	CHINESE ACADEMY OF SCIENCES	47	<div></div>
3	UNIVERSITY OF LONDON	27	<div></div>
4	SWISS FEDERAL INSTITUTES OF TECHNOLOGY DOMAIN	26	<div></div>
-	TSINGHUA UNIVERSITY	26	<div></div>
6	STANFORD UNIVERSITY	24	<div></div>
7	UNITED STATES DEPARTMENT OF ENERGY (DOE)	23	<div></div>
8	UNIVERSITY OF OXFORD	20	<div></div>
-	WAGENINGEN UNIVERSITY & RESEARCH	20	<div></div>
10	CENTRE NATIONAL DE LA RECHERCHE SCIENTIFIQUE (CNRS)	19	<div></div>

Contributions by country/region

[Export](#)

Countries or Regions that have contributed the most papers to the journal in the most recent three-year period. [Learn more](#)

RANK	COUNTRY / REGION	COUNT	
1	USA	293	<div></div>
2	CHINA MAINLAND	161	<div></div>
3	ENGLAND	117	<div></div>
4	GERMANY (FED REP GER)	85	<div></div>
5	AUSTRALIA	78	<div></div>
6	NETHERLANDS	62	<div></div>
7	CANADA	59	<div></div>
8	FRANCE	44	<div></div>
9	SWEDEN	43	<div></div>
-	SWITZERLAND	43	<div></div>

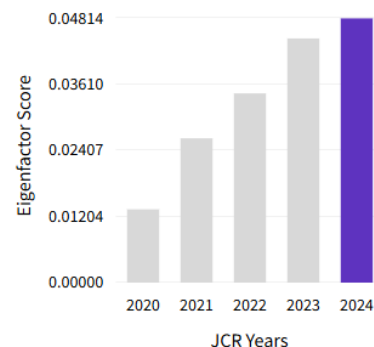
最近三年內為該期刊貢獻最多論文之來源機構與地區/國家概況

其他指標

Eigenfactor Score

0.04814

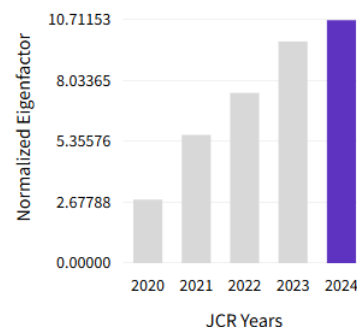
The Eigenfactor Score is a reflection of the density of the network of citations around the journal using 5 years of cited content as cited by the Current Year. It considers both the number of citations and the source of those citations, so that highly cited sources will influence the network more than less cited sources. The Eigenfactor calculation does not include journal self-citations. [Learn more](#)



Normalized Eigenfactor

10.71153

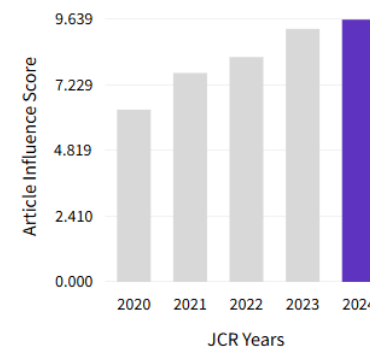
The Normalized Eigenfactor Score is the Eigenfactor score normalized, by rescaling the total number of journals in the JCR each year, so that the average journal has a score of 1. Journals can then be compared and influence measured by their score relative to 1. [Learn more](#)



Article influence score

9.639

The Article Influence Score normalizes the Eigenfactor Score according to the cumulative size of the cited journal across the prior five years. The mean Article Influence Score for each article is 1.00. A score greater than 1.00 indicates that each article in the journal has above-average influence. [Learn more](#)

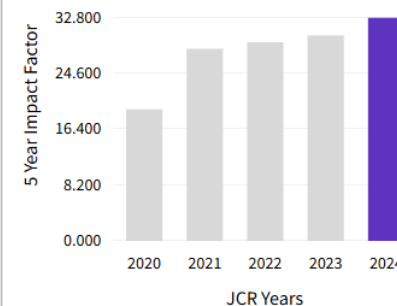


5 Year Impact Factor

32.8

[View Calculation](#)

The 5-year Impact Factor is the average number of times articles from the journal published in the past five years have been cited in the JCR year. It is calculated by dividing the number of citations in the JCR year by the total number of articles published in the five previous years. [Learn more](#)

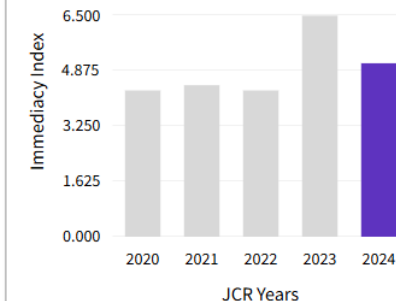


Immediacy Index

5.1

[View Calculation](#)

The Immediacy Index is the count of citations in the current year to the journal that reference content in this same year. Journals that have a consistently high Immediacy Index attract citations rapidly. [Learn more](#)



期刊的其他正規化指標
近五年表現趨勢

期刊的5 Year IF與立即指數
近五年表現趨勢

正規化指標 Normalized Metrics

Eigenfactor Score 特徵係數

此一數值忽略期刊自我引用，並將自然科學、社會科學期刊一併計算。可用於考量不同學科領域的引用差異，讓各學科能在同一引文基準點上進行比較。可瞭解特定期刊在學術引用社群的總影響力。出版文章數越多的期刊可能具較高引用次數，能見度較高，通常有較高的 Eigenfactor。

Normalized Eigenfactor 正規化特徵係數

這個改善的計算是由華盛頓大學的 Eigenfactor 團隊所發展的，提供更明確的指數計算。例如，如果期刊的 Normalized Eigenfactor 是 2，則該刊為同領域其它期刊影響力的兩倍。

Article Influence Score 文章影響係數

利用 Eigenfactor 進行計算而得出的數值，提供該期刊平均每篇文章的影響力。假設在 JCR 資料庫所有文章的平均值為 1，若該期刊 Article Influence Score 大於 1，表示該期刊每篇文章影響力居於 JCR 資料庫所有文章的平均值以上；反之，小於 1 則在平均值以下。

瀏覽與查找期刊

Journals

22,249 journals

當前期刊總數

Journal name/abbreviation, ISSN/eISSN, category, publisher, country/region



Copy query link

Export

Indicators: Default

Customize

Filter

利用 Filter 篩選合適期刊

Journal name ▼	ISSN	eISSN	Category	Edition	Total Citations ▼	2024 JIF ▼	JIF Quartile	2024 JCI ▼	% of Citable OA ▼
<input type="checkbox"/> CELL CANCER JOURNAL FOR	0007-9235	1542-4863	ONCOLOGY	SCIE	71,799	232.4	Q1	112.16	98.51 %
<input type="checkbox"/> NATURE REVIEWS MICROBIOLOGY	1740-1526	1740-1534	MICROBIOLOGY	SCIE	61,109	103.3	Q1	9.86	3.42 %
<input type="checkbox"/> NATURE REVIEWS DRUG DISCOVERY	1474-1776	1474-1784	Multiple ▼		52,833	101.8	Q1	13.95	8.33 %
<input type="checkbox"/> NATURE REVIEWS MOLECULAR CELL BIOLOGY	1471-0072	1471-0080	CELL BIOLOGY	SCIE	73,135	90.2	Q1	7.94	0.70 %
<input type="checkbox"/> Kidney International Supplements	2157-1724	2157-1716	UROLOGY & NEPHROLOGY	SCIE	3,196	89.6	Q1	5.88	0.00 %
<input type="checkbox"/> LANCET	0140-6736	1474-547X	MEDICINE, GENERAL & INTERNAL	SCIE	347,563	88.5	Q1	23.28	18.13 %

搜尋或選擇期刊

22,249 journals

Journal name/abbreviation, ISSN/eISSN, category, publisher, country/region



Copy query link



Export

JCR涵蓋所有年分的
期刊總數

Filter

Journals (22,249)

ISSN/eISSN

Categories (254)

Publishers (8,825)

Country / region (111)

Citation Indexes

JCR Year

Open Access

JIF Quartile

JIF Range

JCI Range

JIF Percentile

Reset

Apply

Journals

Lancet

LANCET

Lancet HIV

Lancet Microbe

LANCET ONCOLOGY

LANCET NEUROLOGY

Indicators: Default

Customize

	Edition	Total Citations ▾	2024 JIF ▾	JIF Quartile	2024 JCI ▾	% of Citable OA ▾
	SCIE	71,799	232.4	Q1	112.16	98.51 %
	SCIE	61,109	103.3	Q1	9.86	3.42 %
		52,833	101.8	Q1	13.95	8.33 %
	SCIE	73,135	90.2	Q1	7.94	0.70 %
GY	SCIE	3,196	89.6	Q1	5.88	0.00 %
	SCIE	347,563	88.5	Q1	23.28	18.13 %
		43,197	86.2	Q1	4.42	1.35 %
	SCIE	33,355	82.2	Q1	11.95	0.74 %

指標客制化選單

4 journals

Journal name/abbreviation, ISSN/eISSN, category, publisher, country/region

Copy query link

Export

NEW ENGLAND JOURNAL OF MEDICINE

JAMA Surgery

BMJ-British Medical Journal

Journal name

ISSN

eISSN

Category

LANCET

0140-6736

1474-547X

MEDICINE, GENERAL & INTERNAL

NEW ENGLAND JOURNAL OF MEDICINE

0028-4793

1533-4406

MEDICINE, GENERAL & INTERNAL

BMJ-British Medical Journal

0959-535X

1756-1833

MEDICINE, GENERAL & INTERNAL

JAMA Surgery

2168-6254

2168-6262

SURGERY

Impact Metrics

Metrics focused on the citation impact of the journals.

- ☒ Total Citations
- ☒ 2024 JIF
- ☐ JIF Rank
- ☐ 5 Year JIF
- ☐ 5 Year JIF Quartile
- ☐ JIF Without Self Cites
- ☐ Immediacy Index

Normalized Metrics

Metrics that have been adjusted mathematically to a particular context.

- ☒ 2024 JCI
- ☐ JCI Rank
- ☐ JCI Quartile
- ☐ JCI Percentile
- ☐ Eigenfactor
- ☐ Normalized Eigenfactor
- ☐ Article Influence Score
- ☐ JIF Percentile
- ☒ JIF Quartile
- ☐ AIS Quartile
- ☐ AIS Rank

Source Metrics

Metrics based on the content of the journals.

- ☐ Citable Items
- ☐ % of Articles in Citable items
- ☐ Cited Half-Life
- ☐ Citing Half-Life
- ☐ Total Articles
- ☒ % of Citable OA

Name your indicators

Save

Apply

Customize

JCI	% of Citable OA
28	18.13 %
30	0.56 %
96	74.26 %
51	11.08 %

比較期刊

Journal Citation Reports™

Journals

Categories

Publishers

Countries/Regions

Compare

♥ My favorites

👤 Jamie Yan ▾

4 journals

Journal name/abbreviation, ISSN/eISSN, category, publisher, country/region



🔗 Copy query link

📄 Export

Indicators: Default ▾

⚙️ Customize

NEW ENGLAND JOURNAL OF MEDICINE ✕

JAMA Surgery ✕

BMJ-British Medical Journal ✕

LANCET ✕



Filter

4

Journal name ▾	ISSN	eISSN	Category	Edition	Total Citations ▾	2024 JIF ▾	JIF Quartile	2024 JCI ▾	% of Citable OA ▾
✓ LANCET	0140-6736	1474-547X	MEDICINE, GENERAL & INTERNAL	SCIE	347,563	88.5	Q1	23.28	18.13 %
✓ NEW ENGLAND JOURNAL OF MEDICINE	0028-4793	1533-4406	MEDICINE, GENERAL & INTERNAL						
✓ BMJ-British Medical Journal	0959-535X	1756-1833	MEDICINE, GENERAL & INTERNAL						
✓ JAMA Surgery	2168-6254	2168-6262	SURGERY	SCIE	18,840	14.9	Q1	6.51	11.08 %

亦可將最多50本期刊
加入最愛清單

一次最多選定
4本期刊做比較

Journals selected 4 Deselect all

♥ Add to Favorites list

Compare

📄 Up to 50 journals in one list

📄 Up to 4 journals

比較期刊結果 - 基本資訊

Comparing 4 journals

JCR year
2024

LANCET ✕

NEW ENGLAND JOURNAL OF
MEDICINE

✕ BMJ-British Medical Journal ✕

JAMA Surgery ✕

ISSN / eISSN

ISSN/eISSN
0140-6736 / 1474-547X

0028-4793 / 1533-4406

0959-535X / 1756-1833

2168-6254 / 2168-6262

領域

CATEGORY
MEDICINE, GENERAL & INTERNAL

MEDICINE, GENERAL & INTERNAL

MEDICINE, GENERAL & INTERNAL

SURGERY

專輯

EDITION
SCIE

SCIE

SCIE

SCIE

國家地區

REGION
ENGLAND

USA

ENGLAND

USA

期刊主要語言

LANGUAGE
English

English

English

English

出版商

PUBLISHER
ELSEVIER SCIENCE INC

MASSACHUSETTS MEDICAL SOC

BMJ PUBLISHING GROUP

AMER MEDICAL ASSOC

JCR最新收錄年分

MOST RECENT JCR YEAR
2024

2024

2024

2024

比較期刊結果 - JIF 表現

2024 JIF

88.5

78.5

42.7

14.9

最新收錄年分 JIF

JIF TREND

300.0

225.0

JIF

0.0

2020

2021

2022

2023

2024

JCR Years

● JIF

JIF

200.0

2020

2021

2022

2023

2024

JCR Years

● JIF

JIF

200.0

2020

2021

2022

2023

2024

JCR Years

● JIF

JIF

20.0

2020

2021

2022

2023

2024

JCR Years

● JIF

JIF 近五年趨勢

JIF QUARTILE, PERCENTILE AND RANK BY CATEGORY

Category MEDICINE, GENERAL & INTERNAL

JIF Quartile Q1

JIF Percentile 99.8

JIF Rank 1/332

Category MEDICINE, GENERAL & INTERNAL

JIF Quartile Q1

JIF Percentile 99.5

JIF Rank 2/332

Category MEDICINE, GENERAL & INTERNAL

JIF Quartile Q1

JIF Percentile 98.6

Category SURGERY

JIF Quartile Q1

JIF Percentile 99.8

JIF Rank 1/312

各所屬領域 JIF 四分位數
與 JIF 百分位數

比較期刊結果 - JCI 表現



JCI QUARTILE, PERCENTILE AND RANK BY CATEGORY

Category	MEDICINE, GENERAL & INTERNAL	Category	MEDICINE, GENERAL & INTERNAL	Category	MEDICINE, GENERAL & INTERNAL	Category	SURGERY
JCI Quartile	Q1	JCI Quartile	Q1	JCI Quartile	Q1	JCI Quartile	Q1
JCI Percentile	99.55	JCI Percentile	99.85	JCI Percentile	98.65	JCI Percentile	99.84
JCI Rank	2/333	JCI Rank	1/333			JCI Rank	1/312

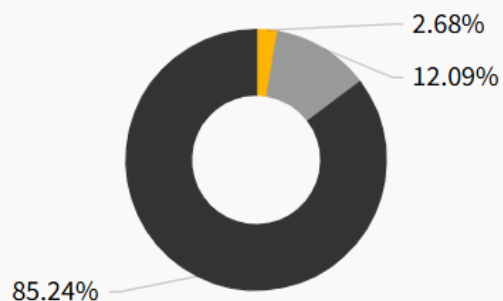
各所屬領域 JCI 四分位數
與 JCI 百分位數

比較期刊結果 - AIS Quartile & OA 分布

ARTICLE INFLUENCE SCORE QUARTILE BY CATEGORY

Category **MEDICINE, GENERAL & INTERNAL**
AIS Quartile **Q1**

% OF OA GOLD - ITEMS
2.68%



- Gold Open Access (Citable)
- Subscription and free to read (Citable)
- Other (Non-citable items)

Category **MEDICINE, GENERAL & INTERNAL**
AIS Quartile **Q1**

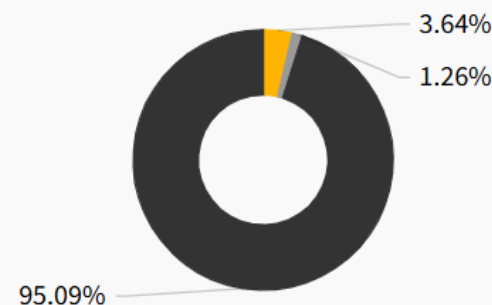
0.13%



- Gold Open Access (Citable)
- Subscription and free to read (Citable)
- Other (Non-citable items)

Category **MEDICINE, GENERAL & INTERNAL**
AIS Quartile **Q1**

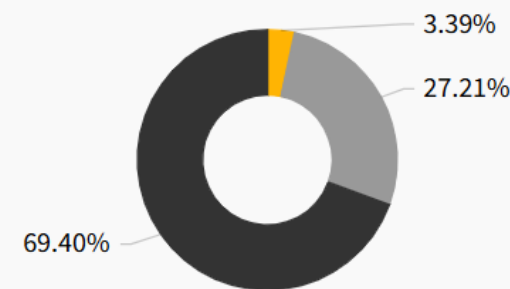
3.64%



- Gold Open Access (Citable)
- Subscription and free to read (Citable)
- Other (Non-citable items)

Category **SURGERY**
AIS Quartile **Q1**

3.39%



- Gold Open Access (Citable)
- Subscription and free to read (Citable)
- Other (Non-citable items)

各領域 Article Influence Score
四分位數

OA 分布

Journals Categories 使用方式

The screenshot shows a 'Filter' modal window with a sidebar on the left and a main content area on the right. The sidebar contains various filter categories, with 'Categories (254)' highlighted. The main content area is titled 'Search categories (Web of Science)' and features a search bar and a list of academic categories. A teal callout box points to the search bar, and another points to the 'Categories' section in the sidebar.

Filter

- Journals (22,249)
- ISSN/eISSN
- Categories (254)**
- Publishers (8,825)
- Country / region (111)
- Citation Indexes
- JCR Year
- Open Access
- JIF Quartile
- JIF Range
- JCI Range
- JIF Percentile

Search categories (Web of Science)

Search

可輸入學科領域關鍵字搜尋

- ☐ Acoustics
- ☐ Agricultural Economics & Policy
- ☐ Agricultural Engineering
- ☐ Agriculture, Dairy & Animal Science
- ☐ Agriculture, Multidisciplinary
- ☐ Agronomy
- ☐ Allergy
- ☐ Anatomy & Morphology
- ☐ Andrology
- ☐ Anesthesiology
- ☐ Anthropology
- ☐ Archaeology
- ☐ Architecture
- ☐ Area Studies
- ☐ Art
- ☐ Asian Studies
- ☐ Astronomy & Astrophysics
- ☐ Audiology & Speech-language Pathology
- ☐ Literary Theory & Criticism
- ☐ Literature
- ☐ Literature, African, Australian, Canadian
- ☐ Literature, American
- ☐ Literature, British Isles
- ☐ Literature, German, Dutch, Scandinavian
- ☐ Literature, Romance
- ☐ Literature, Slavic
- ☐ Logic
- ☐ Materials Science, Composites
- ☐ Materials Science, Multidisciplinary

查看特定學科領域期刊清單方法

- 1.點選限縮 Filter 功能後，點選 Categories
- 2.查看勾選需要的領域
- 3.點選 Apply

Reset Apply

Journals

22,249 journals

Journal name/abbreviation, ISSN/eISSN, category, publisher, country/region



[Copy query link](#) [Export](#)

Category 顯示為 Multiple 點選即可顯示所有所屬領域。
登入個人化帳號，點選「Customize」可設定預設顯示指標，包含 5 Year JIF、某年分 JCI 等。

[Customize](#)

Filter

Journal name ▼	ISSN	eISSN	Category	Edition	Impact Metrics	Normalized Metrics	Source Metrics
<input type="checkbox"/> CA-A CANCER JOURNAL FOR CLINICIANS	0007-9235	1542-4863	ONCOLOGY	SCIE	Metrics focused on the citation impact of the journals.	Metrics that have been adjusted mathematically to a particular context.	Metrics based on the content of the journals.
<input type="checkbox"/> NATURE REVIEWS MICROBIOLOGY	1740-1526	1740-1534	MICROBIOLOGY	SCIE	<input checked="" type="checkbox"/> Total Citations <input checked="" type="checkbox"/> 2024 JIF <input type="checkbox"/> JIF Rank <input type="checkbox"/> 5 Year JIF <input type="checkbox"/> 5 Year JIF Quartile <input type="checkbox"/> JIF Without Self Cites <input type="checkbox"/> Immediacy Index	<input checked="" type="checkbox"/> 2024 JCI <input type="checkbox"/> JCI Rank <input type="checkbox"/> JCI Quartile <input type="checkbox"/> JCI Percentile <input type="checkbox"/> Eigenfactor <input type="checkbox"/> Normalized Eigenfactor <input type="checkbox"/> Article Influence Score <input type="checkbox"/> JIF Percentile <input checked="" type="checkbox"/> JIF Quartile <input type="checkbox"/> AIS Quartile <input type="checkbox"/> AIS Rank	<input type="checkbox"/> Citable Items <input type="checkbox"/> % of Articles in Citable items <input type="checkbox"/> Cited Half-Life <input type="checkbox"/> Citing Half-Life <input type="checkbox"/> Total Articles <input checked="" type="checkbox"/> % of Citable OA
<input type="checkbox"/> NATURE REVIEWS DRUG DISCOVERY	1474-1776	1474-1784	Multiple ▼				
<input type="checkbox"/> NATURE REVIEWS MOLECULAR CELL BIOLOGY	1471-0072	1471-0080	CELL BIOLOGY	SCIE			
<input type="checkbox"/> Kidney International Supplements	2157-1724	2157-1716	UROLOGY & NEPHROLOGY	SCIE			
<input type="checkbox"/> LANCET	0140-6736	1474-547X	MEDICINE, GENERAL & INTERNAL	SCIE			
<input type="checkbox"/> Nature Reviews Materials	2058-8437	2058-8437	Multiple ▼				

Name your indicators

Save

Apply

43,197 86.2 Q1 4.42 1.35 %



Journals Export

333 journals

Journal name/abbreviation, ISSN/eISSN, category, publisher, country/region

Copy query link

Export

Download **current** list (333) as:

CSV

XLS

By exporting the selected data, you agree to the data usage policy set forth in the [Terms of Use](#)

MEDICINE, GENERAL & INTERNAL

JCR Year

Journal name

ISSN

JIF

Filter

2

☐

LANCET

0140-6736

8.5

☐

NEW ENGLAND JOURNAL OF MEDICINE

0028-4793

8.5

☐

Nature Reviews Disease Primers

2056-676X

10.6

☐

JAMA-JOURNAL OF THE AMERICAN MEDICAL ASSOCIATION

0098-7484

5.0

☐

BMJ-British Medical Journal

0959-535X

Q1

☐

Lancet Digital Health

N/A

Q1

Journal Data Filtered By: Selected Categories: MEDICINE, GENERAL & INTERNAL Selected Editions: SCIE,SSCI,AHCI,ESCI Selected JCR Year: 2024 Selected Category Schema: WOS Selected Open Access: N Indicator: Default

Journal name	JCR Abbreviation	Publisher	ISSN	eISSN	Category	Edition	Total Citations	2024 JIF	JIF Quartile	2024 JCI	% of Citable OA
LANCET	LANCET	ELSEVIER SCIENCE INC	0140-6736	1474-547X	MEDICINE, GENERAL & INTERNAL	SCIE	347,563	88.5 Q1		23.28	18.13%
NEW ENGLAND JOURNAL OF MEDICINE	NEW ENGL J MED	MASSACHUSETTS MEDICAL SOCIETY	0028-4793	1533-4406	MEDICINE, GENERAL & INTERNAL	SCIE	397,323	78.5 Q1		23.3	0.56%
Nature Reviews Disease Primers	NAT REV DIS PRIM	NATURE PORTFOLIO	2056-676X	2056-676X	MEDICINE, GENERAL & INTERNAL	SCIE	37,841	60.6 Q1		21.18	2.75%
JAMA-JOURNAL OF THE AMERICAN MEDICAL ASSOCIATION	JAMA-J AM MED	AMER MEDICAL ASSOC	0098-7484	1538-3598	MEDICINE, GENERAL & INTERNAL	SCIE	194,087	55 Q1		11.47	0.31%
BMJ-British Medical Journal	BMJ-BRIT MED J	BMJ PUBLISHING GROUP	0959-535X	1756-1833	MEDICINE, GENERAL & INTERNAL	SCIE	173,910	42.7 Q1		9.96	74.26%
Lancet Digital Health	LANCET DIGIT HEAL	ELSEVIER	N/A	2589-7500	MEDICINE, GENERAL & INTERNAL	SCIE	8,495	24.1 Q1		4.49	73.13%
JAMA Internal Medicine	JAMA INTERN MED	AMER MEDICAL ASSOC	2168-6106	2168-6114	MEDICINE, GENERAL & INTERNAL	SCIE	26,042	23.3 Q1		5.93	17.82%
Military Medical Research	MILITARY MED R	BMC	2095-7467	2054-9369	MEDICINE, GENERAL & INTERNAL	SCIE	5,419	22.9 Q1		3.1	99.40%
ANNALS OF INTERNAL MEDICINE	ANN INTERN MED	AMER COLL PHYSICIANS	0003-4819	1539-3704	MEDICINE, GENERAL & INTERNAL	SCIE	65,428	15.2 Q1		3.93	0%
CANADIAN MEDICAL ASSOCIATION JOURNAL	CAN MED ASSOC J	CMA-CANADIAN MEDICAL ASSOCIATION	0820-3946	1488-2329	MEDICINE, GENERAL & INTERNAL	SCIE	18,414	11.3 Q1		2.68	98.98%
BMJ Medicine	BMJ MED	BMJ PUBLISHING GROUP	N/A	2754-0413	MEDICINE, GENERAL & INTERNAL	ESCI	998	10 Q1		3.03	98.51%
EclinicalMedicine	ECLINICALMED	ELSEVIER	N/A	2589-5370	MEDICINE, GENERAL & INTERNAL	SCIE	19,277	10 Q1		2.7	78.75%
PLOS MEDICINE	PLOS MED	PUBLIC LIBRARY SCIENCE	1549-1277	1549-1676	MEDICINE, GENERAL & INTERNAL	SCIE	43,413	9.9 Q1		2.82	99.79%
JAMA Network Open	JAMA NETW OP	AMER MEDICAL ASSOC	2574-3805	2574-3805	MEDICINE, GENERAL & INTERNAL	SCIE	74,261	9.7 Q1		2.95	99.21%
Cochrane Database of Systematic Reviews	COCHRANE DB SR	WILEY	1469-493X	1361-6137	MEDICINE, GENERAL & INTERNAL	SCIE	79,183	9.4 Q1		1.63	0%
JOURNAL OF INTERNAL MEDICINE	INT JNTERN MED	WILEY	0954-6820	1365-2796	MEDICINE, GENERAL & INTERNAL	SCIE	15,520	9.2 Q1		1.86	62.29%
Journal of Cachexia, Sarcopenia and Muscle	CACHEXIA SAR	WILEY	2190-5991	2190-6009	MEDICINE, GENERAL & INTERNAL	SCIE	13,644	9.1 Q1		2.15	83.90%
MEDICAL JOURNAL OF AUSTRALIA	MEJ AUSTRALIA	WILEY	0025-729X	1326-5377	MEDICINE, GENERAL & INTERNAL	SCIE	12,517	8.5 Q1		1.56	72.27%
BMC Medicine	BMC MED	BMC	1741-7015	1741-7015	MEDICINE, GENERAL & INTERNAL	SCIE	31,553	8.3 Q1		2.16	99.74%
BMJ Evidence-Based Medicine	BMJ EVID-BASED MED	BMJ PUBLISHING GROUP	2515-446X	2515-4478	MEDICINE, GENERAL & INTERNAL	SCIE	1,917	7.6 Q1		1.53	42.75%
Journal of Translational Medicine	TRANSL INTERN SCI	WILEY	2450-131X	2224-4018	MEDICINE, GENERAL & INTERNAL	SCIE	1,325	7.4 Q1		1.22	81.48%
AMYLOID-JOURNAL OF	AMYLOID	TAYLOR & FRANCIS LTD	1350-6129	1744-3818	MEDICINE, GENERAL & INTERNAL	SCIE	2,447	7.4 Q1		1.2	33.94%
CHINESE MEDICAL JOURNAL	CHINESE MED J	LIPPINCOTT WILLIAMS & WILKINS	0366-6999	2542-5641	MEDICINE, GENERAL & INTERNAL	SCIE	14,639	7.3 Q1		1.33	100%
JOURNAL OF THE ROYAL SOCIETY OF MEDICINE	ROY SOC MED	SAGE PUBLICATIONS LTD	0141-0768	1758-1095	MEDICINE, GENERAL & INTERNAL	SCIE	5,354	7.1 Q1		2.05	53.93%
Deutsches Arzteblatt	DTSCH ARZTBL	DEUTSCHER ARZTE-VEREIN	1866-0452	1866-0452	MEDICINE, GENERAL & INTERNAL	SCIE	9,533	7.1 Q1		1.71	0%
MAYO CLINIC PROCEEDINGS	CLIN PROC	ELSEVIER SCIENCE INC	0025-6196	1942-5546	MEDICINE, GENERAL & INTERNAL	SCIE	20,392	6.7 Q1		1.6	18.98%

個人化帳號登入後，可將期刊資訊輸出成 CSV 或 XLS 格式

碩睿資訊有限公司

投稿建議 期刊比對工具



Master Journal List Match Manuscript

Match Manuscript

Browse, search, and explore journals indexed in the *Web of Science*

The *Master Journal List* is an invaluable tool to help you to find the right journal for your needs across multiple indices hosted on the *Web of Science* platform. Spanning all disciplines and regions, *Web of Science Core Collection* is at the heart of the *Web of Science* platform. Curated with care by an expert team of in-house editors, *Web of Science Core Collection* includes only journals that demonstrate high levels of editorial rigor and best practice. As well as the *Web of Science Core Collection*, you can search across the following specialty collections: *Biological Abstracts*, *BIOSIS Previews*, *Zoological Record*, and *Current Contents Connect*, as well as the *Chemical Information* products.

Search Journals



Already have a manuscript?

Find relevant, reputable journals for potential publication of your research based on an analysis of tens of millions of citation connections in *Web of Science Core*

Match Manuscript

瀏覽、搜索和探索
被 Web of Science 索引的期刊

Match Manuscript

The world's leading journals and publisher-neutral data

Journal name/abbreviation, ISSN/eISSN, category, publisher, country/region



Already have a manuscript?

Find relevant, reputable journals for potential publication of your research using Manuscript matcher.

Match my manuscript



Journals



Categories



Publishers

See full listings and refine your search

Clarivate

Master Journal List

Search Journals

Match Manuscript

Downloads

Help Center

Login

Create Free Account

Products

Browse, search, and explore journals indexed in the
Web of Science

The Master Journal List is an industry-leading platform. Spanning a wide range of disciplines, it is curated with care by an expert team to ensure editorial rigor and best practices. It includes journals from Biological Abstracts, BIOSIS Previews, and more.

Manuscript Matcher



Find relevant, reputable journals for potential publication of your research based on an analysis of tens of millions of citation connections in Web of Science Core Collection using Manuscript Matcher.

To continue please login or create a free account.

Login

Create Free Account

需搭配個人化帳號



Already have a manuscript?

Find relevant, reputable journals for potential publication of your research based on an analysis of tens of millions of citation connections in Web of Science Core Collection using Manuscript Matcher.

Match Manuscript

比對方法

Manuscript Matcher

Manuscript Matcher helps you find the most related journals for your manuscript. It works best when your title has at least 10 words and your abstract has at least 100 words. Using this information, it will pull the most relevant keywords for matching.

Please enter your manuscript information below.

Title

Liver transplantation: Current status and challenges

The manuscript title or relevant part(s) of the title. This works best with at least 10 words.

Abstract

Great progress has been made in the field of liver transplantation over the past two decades. This progress, however, also brings up the

The manuscript abstract or relevant part(s) of the abstract. This works best with at least 100 words.

CancelFind Journals


輸入
欲比對文章的標題
與 **100字以內**摘要

比對結果

顯示合適期刊，可依投稿需求於左側進行條件篩選

Filters [Clear All](#)

Web of Science Coverage

Open Access 

Category

Country / Region

Language

Frequency

Journal Citation Reports

TRANSPLANTATION

Publisher: LIPPINCOTT WILLIAMS & WILKINS , TWO COMMERCE SQ, 2001 MARKET ST, PHILADELPHIA, USA, PA, 19103
ISSN / eISSN: 0041-1337 / 1534-6080
Web of Science Core Collection: Science Citation Index Expanded
Additional Web of Science Indexes: Biological Abstracts | BIOSIS Previews | Current Contents Life Sciences | Essential Science Indicators

Match Score
0.63

Top Keywords:

liver transplant recipients liver allografts chronic immune-mediated injury normothermic perfusion
mechanical perfusion strategies deceased donor pool impact graft function extended criteria donors

[Share This Journal](#)

[View profile page](#)

AMERICAN JOURNAL OF TRANSPLANTATION

Publisher: ELSEVIER SCIENCE INC , STE 800, 230 PARK AVE, NEW YORK, USA, NY, 10169
ISSN / eISSN: 1600-6135 / 1600-6143
Web of Science Core Collection: Science Citation Index Expanded
Additional Web of Science Indexes: Current Contents Clinical Medicine | Essential Science Indicators

Match Score
0.47

Top Keywords:

liver transplant recipients normothermic perfusion liver allografts deceased donor pool extended criteria donors
chronic immune-mediated injury mechanical perfusion strategies wait list mortality

[Share This Journal](#)

[View profile page](#)

進入期刊 Profile 詳細了解

期刊資訊頁面

General Information

Web of Science Coverage

Journal Citation Report

Peer Review Information

PubMed® Information

[← Return to Search Results](#)

TRANSPLANTATION

[Share This Journal](#)

ISSN / eISSN 0041-1337 / 1534-6080

Publisher LIPPINCOTT WILLIAMS & WILKINS, TWO COMMERCE SQ, 2001 MARKET ST, PHILADELPHIA, USA, PA, 19103

General Information

Journal Website

[Visit Site](#)

Publisher Website

[Visit Site](#)

1st Year Published

1963

Frequency

Monthly

Issues Per Year

12

Country / Region

UNITED STATES OF AMERICA

Primary Language

English

顯示更多期刊出刊資訊與被哪些引文索引涵蓋，
JCR 訂戶頁面可顯示近兩年 JIF 值

Web of Science Coverage

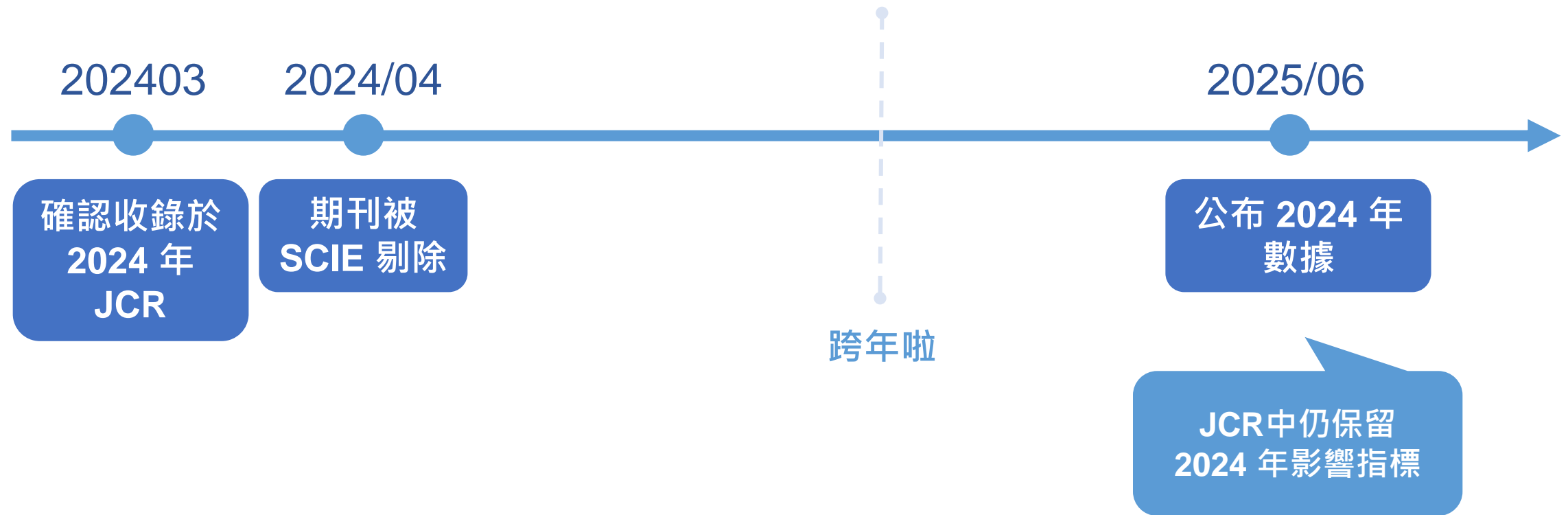
Collection	Index	Category	Similar Journals ⓘ
Core Collection	Science Citation Index Expanded (SCIE)	Transplantation Immunology Surgery	Find Similar Journals
Current Contents	Life Sciences	Medical Research, Diagnosis & Treatment	Find Similar Journals
Other	Biological Abstracts	Transplantation Immunology Surgery	Find Similar Journals
Other	BIOSIS Previews	Immunology Surgery Transplantation	Find Similar Journals
Other	Essential Science Indicators	Clinical Medicine	Find Similar Journals

投稿注意 常見問題案例



投稿常見問題

期刊有最新JIF 就一定還在SCIE / SSCI收錄嗎？



如何確認期刊 被SCIE/SSCI收錄？

JCR Year
2024

Nature Sustainability

ISSN

2398-9629

EISSN

2398-9629

2024 JOURNAL IMPACT FACTOR

27.1

[View calculation](#)

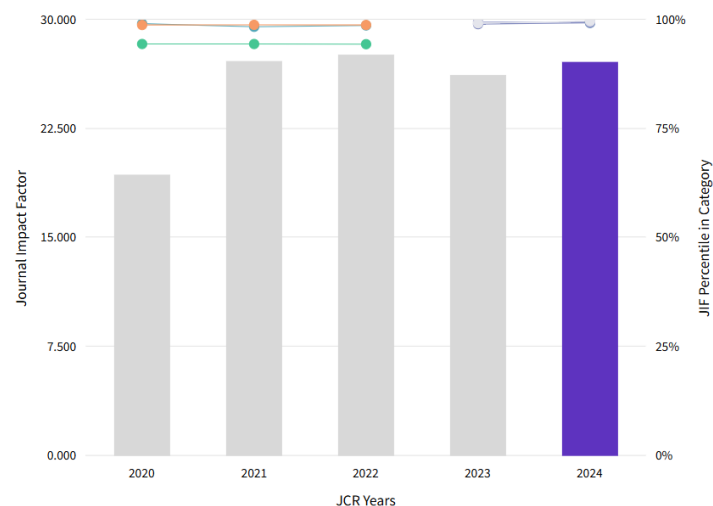
JOURNAL IMPACT FACTOR WITHOUT SELF CITATIONS

26.8

[View calculation](#)

Journal Impact Factor Trend 2024

[Export](#)



在 JCR 查找
每年6-8月更新

可確認最新年度期刊指標並觀察期刊表現趨勢，但呈現的是
去年以前的資料，
不代表目前期刊被收錄

如何確認期刊 被SCIE/SSCI收錄?

Browse, search, and explore journals indexed in the *Web of Science*

The *Master Journal List* is an invaluable tool to help you to find the right journal for your needs across multiple indices hosted on the *Web of Science* platform. Spanning all disciplines and regions, *Web of Science Core Collection* is at the heart of the *Web of Science* platform. Curated with care by an expert team of in-house editors, *Web of Science Core Collection* includes only journals that demonstrate high levels of editorial rigor and best practice. As well as the *Web of Science Core Collection*, you can search across the following specialty collections: *Biological Abstracts*, *BIOSIS Previews*, *Zoological Record*, and *Current Contents Connect*, as well as the *Chemical Information* products.

Master Journal List

每月更新，
部分每周或每日更新

Search Journal, ISSN or title word...



Already have a manuscript?

Find relevant, reputable journals for potential publication of your research based on an analysis of tens of millions of citation connections in *Web of Science Core Collection* using Manuscript Matcher.

Already have a manuscript?

Use our Manuscript Matcher to find the best relevant journals!

Find a Match

Filters [Clear All](#)

Web of Science Coverage

Core Collection

- ☒ Science Citation Index Expanded (SCIE)
- ☐ Social Sciences Citation Index (SSCI)
- ☐ Arts & Humanities Citation Index (AHCI)
- ☐ Emerging Sources Citation Index (ESCI)

Current Contents

Refine Your Search Results

Search Journal, ISSN or title word...

Search

Sort By: Relevancy

Active Filters

SCIENCE CITATION INDEX EXPANDED (SCIE) ×

CLINICAL MEDICINE ×

Search Results

Found 9,468 results (Page 1)

[Share These Results](#)

2D MATERIALS

Publisher: IOP PUBLISHING LTD, TEMPLE CIRCUS, TEMPLE WAY, BRISTOL

ISSN / eISSN: 2053-1583

Web of Science Core Collection:

Science Citation Index Expanded

Additional Web of Science Indexes:

Current Contents Physical, Chemical & Earth Sciences | Essential Science Indicators

可針對期刊收錄狀況
進行篩選，並查看
詳細期刊檔案

[Share This Journal](#)

[View profile page](#)

某本SCIE/SSCI期刊 為何沒有最新JIF?

期刊在影響因子統計年被引用次數為 0

期刊被列入負面觀察名單（鎮壓）

期刊尚未取得完整三年數據

收錄不滿三年的SCIE/SSCI期刊 為何也有最新JIF?

更名期刊→已知期刊更名前一年文章數目為0

如某期刊在2018年更名，計算2019年JIF時(2020年公布)，
新刊名會得到第一個JIF，因已知期刊在2017年文章數為0

新創立期刊→已知收錄前一年文章數為0

如某新創期刊在2018年文章數為0，
會在收錄2年後獲得第一個JIF

掠奪性期刊 須謹慎



Language ▾

Home

Editorial Panel ▾

Instructions for Authors

Submit Manuscript

Articles in press

Archive

Special Issues ▾

Metrics

Contact

Our Group organises 3000+ Global **Conferenceseries** Events every year across USA, Europe & Asia with support from 1000 more scientific **Societies** and Publishes 700+ **Open Access Journals** which contains over 50000 eminent personalities, reputed scientists as editorial board members.

Open Access Journals gaining more **Readers and Citations**
700 Journals and **15,000,000 Readers** Each **Journal** is getting
25,000+ Readers

*This Readership is 10 times more when compared to other Subscription Journals
(Source: Google Analytics)*

Awards & Nominations

Publication Policies and Ethics

- **Author Role**
- **Editor Role**
- **Reviewer Role**
- **Publisher Role**

Google Scholar citation report

Citations : 303

Neonatal and Pediatric Medicine received 303 citations as per Google Scholar report



Neonatal and Pediatric Medicine
**Hypoxic-Ischemic Encephalopathy
(HIE) causes of Neonatal Seizures**



我們有 JIF 快來投稿!!

Journal h-index : 8

Journal cite score : 1.12

Journal impact factor : 0.91

Average acceptance to publication time (5-7 days)

Average article processing time (30-45 days)

Editorial Board



*2017 Journal Impact Factor was established by dividing the number of articles published in 2015 and 2016 with the number of times they are cited in 2017 based on Google Scholar Citation Index database. 'X' is the total number of articles published in 2015 and 2016, and 'Y' is the number of times these articles were cited in indexed journals during 2017 then, journal impact factor = Y/X

其實是用 Google Scholar 的引用次數

Recently Published Articles

Lethal Acetaminophen Poisoning Related to Error Prescription: Medico Legal Implications - About a Case Report

Mesrati Med Amine

Editorial Opinion for Volume 2 Issue 1: Back to Basics in Tough Times

Chantelle van Graan

Obstructive Sleep Apnea in Children: Why Screen?

Kulbir Singh Goraya*

Serum Leptin Level among School Children with Atopic Dermatitis

Saad Ahmed Mohamed, Tarek Alsayad, Ahmad El-Askary and Hany Abo Alwafa

Oral Health and Occlusion in Tunisian Preschool Children

Fethi Maatouk, Ines Ayadi, Fatma Masmoudi, Med Ali Chemli and Hichem Ghedira



在 JCR 裡有 JIF 值的期刊


Neuropsychiatry (London) is indexed in the quality indexing sites such as **Journal Citation Reports/Science Edition**, **Science Citation Index Expanded (SciSearch®)**, **Scopus**, **EMBASE/Excerpta Medica**, **EMCare** increasing visibility and discoverability.

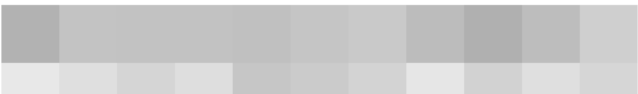
h5-index: 13 h5-median: 22

Neuropsychiatry Journal intends to publish peer-reviewed articles addressing neuropsychiatric disorders in particular by increasing, integrating, and disseminating knowledge of researchers, clinicians, and educators in major subjects such as clinical neuropsychiatry, cognitive neuropsychiatry, neuroimaging, neuropsychology of mental illness, behavioral neurology, neuropsychology and the cognitive neurosciences. The journal features original articles, concisely written clinical and research reports, perspectives on emerging trends in the field, and classic pieces from the field's rich history.


It includes psychiatric difficulties and co-existing neurological conditions including: demyelinating diseases, encephalitis, movement disorders, neurodegenerative disorders, seizures, stroke, and traumatic brain injury. Such conditions may be associated with psychological or behavioral symptoms such as aggression, mania, anxiety, obsessions, compulsions, psychosis, depression and self-injurious behaviors.

Submit manuscript to the Editorial Office: <http://www.editorialmanager.com/openaccessjournals/default.aspx> (or) as an E-mail attachment psychiatry@openaccessjournals.com (or) Neuropsych@neurologyinsights.org





ISSN



EISSN



JCR ABBREVIATION



ISO ABBREVIATION



Journal information

EDITION

Science Citation Index Expanded (SCIE)

CATEGORY

NEUROSCIENCES - SCIE

PSYCHIATRY - SCIE

LANGUAGES

ENGLISH

REGION

ENGLAND

1ST ELECTRONIC JCR YEAR

2012

Publisher information

PUBLISHER

FUTURE MEDICINE LTD

ADDRESS

UNITEC HOUSE, 3RD

PUBLICATION FREQUENCY

6 issues/year

近年 JIF 值暴增耶！快投！！

沒有 Immediacy Index 和 Citable Items...

Year ▼	Total Citations ▼	Journal impact factor ▼	JIF without self cites ▼	5 Year Impact Factor ▼	Immediacy Index ▼	Citable items ▼	% of articles in Citable items ▼	Average JIF Percentile ▼
2016	149	4.778	4.778	1.104	N/A	0	N/A	83.419
2015	139	1.456	1.456	1.030	N/A	0	N/A	23.266
2014	117	0.854	0.854	0.825	1.444	9	44.44	13.373
2013	73	0.615	0.603	0.615	0.521	48	43.75	10.104
2012	20	0.486	0.459	0.486	0.061	33	39.39	9.782

Browse, search, and explore journals indexed in the *Web of Science*

The *Master Journal List* is an invaluable tool to help you to find the right journal for your needs across multiple indices hosted on the *Web of Science* platform. Spanning all disciplines and regions, *Web of Science Core Collection* is at the heart of the *Web of Science* platform. Curated with care by an expert team of in-house editors, *Web of Science Core Collection* includes only journals that demonstrate high levels of editorial rigor and best practice. As well as the *Web of Science Core Collection*, you can search across the following specialty collections: *Biological Abstracts*, *BIOSIS Previews*, *Zoological Record*, and *Current Contents Connect*, as well as the *Chemical Information* products.

[Search Journals](#)

利用 Master Journal List，快速查找現有收錄期刊

Find relevant, reputable journals for potential publication of your research based on an analysis of tens of millions of citation connections in *Web of Science Core Collection* using Manuscript Matcher.

[Match Manuscript](#)

Journals Relevant To "

CLINICAL NEUROPSYCHIATRY

Publisher: GIOVANNI FIORITI EDITORE, VIA ARCHIMEDE 179, ROME, ITALY, 00197
ISSN / eISSN: 1724-4935 / 2385-0787
Web of Science Core Collection: Emerging Sources Citation Index

[Share This Journal](#)[View profile page](#)

NOROPSIKIYATRI ARSIVI-ARCHIVES OF NEUROPSYCHIATRY

Publisher: TURKISH NEUROPSYCHIATRY ASSOC-TURK NOROPSIKIYATRI DERNEGI, MESRUTİYET MAH HALASKARGAZI CAD SITE APT NO 128-1 SISLI, ISTANBUL, Turkiye, 00000
ISSN / eISSN: 1300-0667 / 1309-4866
Web of Science Core Collection: Science Citation Index Expanded
Additional Web of Science Indexes: Essential Science Indicators

[Share This Journal](#)[View profile page](#)

COGNITIVE NEUROPSYCHIATRY

Publisher: ROUTLEDGE JOURNALS, TAYLOR & FRANCIS LTD, 2-4 PARK SQUARE, MILTON PARK, ABINGDON, ENGLAND, OXON, OX14 4RN
ISSN / eISSN: 1354-6805 / 1464-0619
Web of Science Core Collection: Science Citation Index Expanded | Social Sciences Citation Index
Additional Web of Science Indexes: Current Contents Clinical Medicine | Current Contents Social And Behavioral Sciences | Essential Science Indicators

[Share This Journal](#)[View profile page](#)

結果並沒有找到該刊

掠奪性期刊專區



避開掠奪性期刊的陷阱

1 2 3 4 5 6 7 8 9

[整合查詢\(EDS\)](#)

[館藏目錄](#)

[圖書探索](#)

[資料庫](#)

[Google Scholar](#)

語言：[外文](#) 關鍵字：

[搜尋](#)

[電子資料庫首頁](#)

11月
25

開放 08:20 - 22:00

[本月開館時間](#)
[活動行事曆](#)

最新消息

- [2025-11-17] 【圖書館】邀您賞讀「2025臺灣文學獎金典獎入圍暨得獎作品展」
- [2025-11-14] 【圖書館】敬邀參加「2025校慶暨圖書館週系列活動-跳蚤書市」
- [2025-11-06] 【圖轉知】「E遊永續」有獎徵答活動
- [2025-10-23] 【圖轉知】知識矩陣 論文解碼計畫 | DDC有獎徵答活動
- [2025-10-16] 【圖書館】114年7-9月熱搜關鍵字為「大數據」~! **New**
- [2025-10-13] 【圖轉知】華藝數位Airiti x Ainosco【LIBVERSE入厝派對】開始啦!

[新書選介](#)

[電子書選介](#)

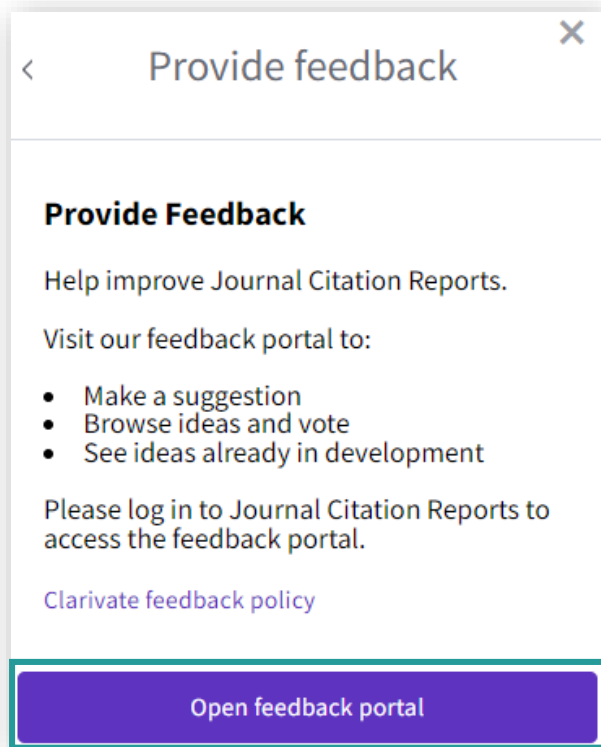
[視聽介紹](#)

[性別平等網站](#)

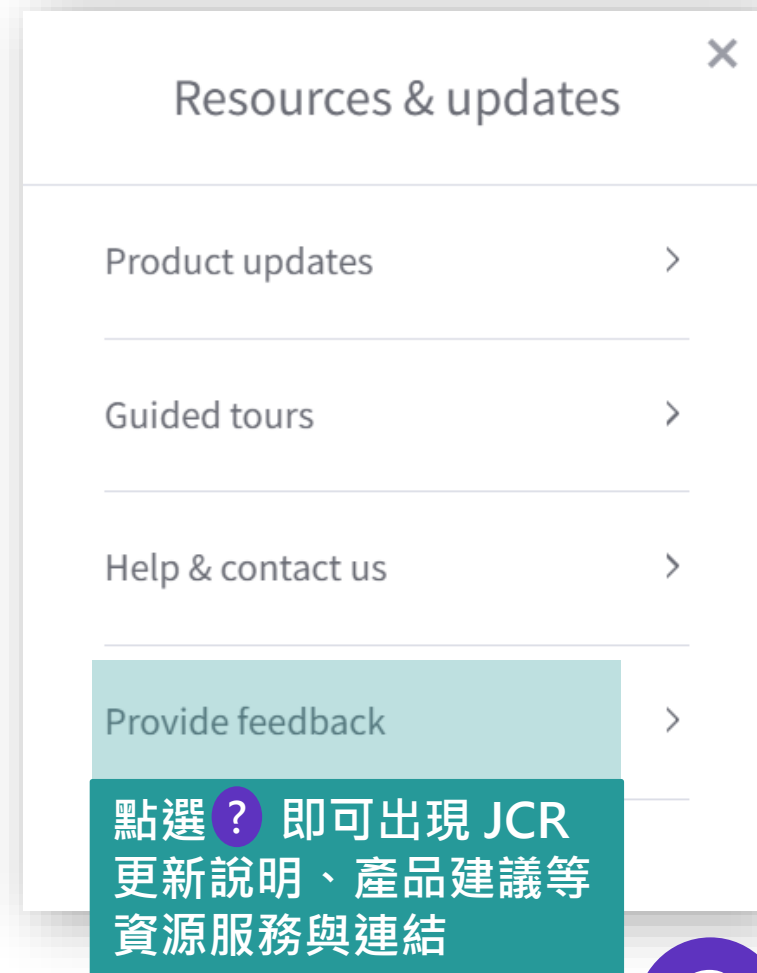
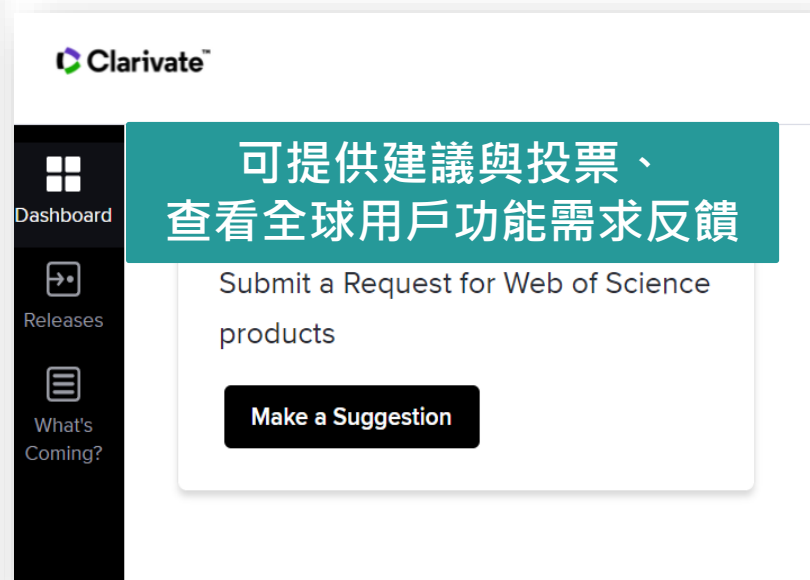


其他資源

問題與建議



JCR 產品改善建議反饋



科睿唯安部落格



Academia & Government

[產品與服務](#) ▾ [關於科睿唯安](#) ▾ [新知](#) ▾ [聯絡我們](#)

JUNE 18, 2025


慶祝 Journal Citation Reports 問世50周年

JOURNAL CITATION REPORTS



Kate Heaney

產品管理資深經理



2025年的變化

透明的指標

2025年度Journal Citation Reports (JCR) 的發佈標誌著這一廣受信賴、出版商中立的期刊資訊平台已走過50年歷程，同時，Journal Impact Factor 的重大更新也隨之出爐，這將進一步加強學術出版領域的科研誠信

碩睿資訊有限公司



碩睿資訊有限公司
Shou Ray Information Service



HOME

關於碩睿
ABOUT US

產品資訊
PRODUCTS

新聞中心
NEWS

客戶服務
SERVICE

搜尋

TACI
臺灣引文資料庫

The Cochrane Library
實證醫學資料庫

Cambridge Books Online
優質的數位出版

KMCC
光華管理個案收錄庫



TACI 臺灣引文資料庫

臺灣引文資料庫(Taiwan Academic Citation Index, TACI)基於臺灣所出版的期刊建置而成，完整涵蓋各領域... [《詳全文》](#)



碩睿資訊電子報



教育訓練資源服務

[詳細課程](#)

活動特區



月半達人的密鑰~2025 Web of Science & Journal Citation Reports資料庫有獎徵答活動

活動時間：即日起~2025年12月23日

活動內容：肥胖症的成因非常多，歡迎您參加2025 Web of Science與Journal Citation Reports有獎徵答活動，讓我們追尋題目的線索，一起來了解肥胖症的相關研究，解鎖肥胖密鑰並拿大獎喔！

詳情請見：[活動官網](#)

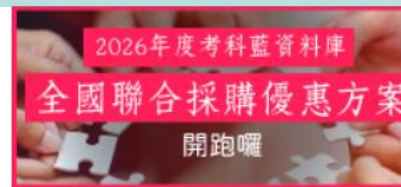


知識守護心靈：The Cochrane Library 線上有獎徵答

活動時間：2025年09月22日(一)至2025年10月31日(五)

活動內容：本次活動的題目將結合心理健康與實證醫學的核心議題，涵蓋憂鬱症、焦慮症、失智症、慢性疼痛等常見主題。透過這些題目，參加者不僅能檢視自己對心理健康的認識，也能實際體驗如何在 Cochrane Library 中搜尋、查找與應用實證研究。我們誠摯邀請您一同參與，在答題的過程中學習最新的實證知識，並將心理健康的概念帶入日常生活。

詳情請見：[活動官網](#)



2026年度考科藍資料庫

全國聯合採購優惠方案

開跑囉



SDGs永續發展目標

研究文獻檢索範例



Wiley Digital Textbooks

碩睿資訊有限公司

教育訓練資源服務

碩睿資訊有限公司

教育訓練資源服務



直播課程

線上參與課程，即時和講師互動。



使用手冊

產品說明書，解析操作步驟。



影音教材

產品課程影片，無限次回放複習，手機、電腦皆適用。



意見回饋

提供實質建議，使課程更完善。

碩睿資訊有限公司



碩睿資訊有限公司
Shou Ray Information Service



HOME

關於碩睿
ABOUT US

產品資訊
PRODUCTS

新聞中心
NEWS

客戶服務
SERVICE

搜尋

TACI
臺灣引文資料庫

The Cochrane Library
實證醫學資料庫

Cambridge Books Online
優質的數位出版

KMCC
光華管理個案收錄庫



TACI 臺灣引文資料庫

臺灣引文資料庫(Taiwan Academic Citation Index, TACI)基於臺灣所出版的期刊建置而成，完整涵蓋各領域... [《詳全文》](#)



碩睿資訊電子報



教育訓練資源服務

[詳細課程](#)

活動特區



月半達人的密鑰~2025 Web of Science & Journal Citation Reports資料庫有獎徵答活動

活動時間：即日起~2025年12月23日

活動內容：肥胖症的成因非常多，歡迎您參加2025 Web of Science與Journal Citation Reports有獎徵答活動，讓我們追尋題目的線索，一起來了解肥胖症的相關研究，解鎖肥胖密鑰並拿大獎喔！

詳情請見：[活動官網](#)

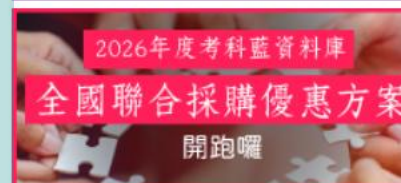


知識守護心靈：The Cochrane Library 線上有獎徵答

活動時間：2025年09月22日(一)至2025年10月31日(五)

活動內容：本次活動的題目將結合心理健康與實證醫學的核心議題，涵蓋憂鬱症、焦慮症、失智症、慢性疼痛等常見主題。透過這些題目，參加者不僅能檢視自己對心理健康的認識，也能實際體驗如何在Cochrane Library中搜尋、查找與應用實證研究。我們誠摯邀請您一同參與，在答題的過程中學習最新的實證知識，並將心理健康的概念帶入日常生活。

詳情請見：[活動官網](#)



JCR 有獎徵答活動

Clarivate 科睿唯安

1月半達人的密鑰 /

2025 Web of Science & Journal Citation Reports

有獎徵答活動

即日起至2025年12月23日



